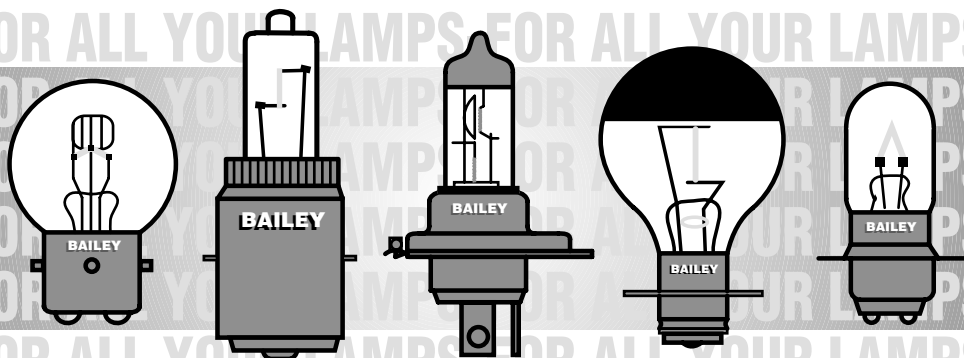


Lamp Catalogue

BAILEY

ELECTRIC & ELECTRONICS



Part 3A Transport & Traffic



TABLE OF CONTENTS

Page Nr.			Page Nr.			Page Nr.		
Auto lamps	A4-A40		Forklift lamps	A46-A48	Compass lamps	A66		
Bus lamps	A13		Navigation lamps	A49-A58	Train lamps	A67-A75		
Car distance key lamps	A39		Boat lamps	A59-A60	Airfield lamps	A76-A83		
Bicycle lamps	A41-A43		Current indicator lamps	A61-A64	Aircraft lamps	A84-A85		
Motorcycle lamps	A44-A46		Sperry lamps	A65	Traffic lamps	A86-A98		
Airfied lamps			Ba9s	G15x29	A37	E10	G11x24	A37
B22d	G45x68 Krypton	A87	Ba15d	9x37.5 Halogen	A39	ESR	5x21	A31
			Ba15d	15x28	A23			
B24s		A82	Ba15d	18x35	A22	Festoon	USA 11x43	A36
			Ba15d	25x47	A21	Festoon	USA Rigid loop	A36
Ba15d	35x58	A78	Ba15d	25x47 D. filament	A22			
			Ba15d	36x58	A21	H1	P14.5S	A4
Ba20s		A76	Ba15d	38x56 Headlamp	A20	H2	X511	A4
			Ba15d	38x56 D. filament	A20	H3	PK22S	A5
Ba21d-3	40x61	A82				H4	P36T	A6
			Ba15s	9x37.5 Halogen	A38	H4	P43T	A5
Bay15s		A84	Ba15s	15x28	A19	H4	P43T	A6
			Ba15s	18x35	A19	H4 P45T	Yellow D. Envelop	A7
Dichroic lamps Halogen		A83	Ba15s	S25x47	A18	H4 P45T	Yellow D. Envelop	A7
			Ba15s	S26x52	A18	H7	PX26D	A8
G6.35	Halogen	A79	Ba15s	36x58	A17			
			Ba15s	38x56 Headlamp	A17	HRQ	5x21	A31
P28s		A77				P20d	HB3	A9
Pg	16x20 Halogen	A79	Ba20d	17x70 Halogen	A10	P20d	HB4	A9
			Ba20d	36x70	A15			
R7s	Halogen	A80	Ba20s	36x67	A16	P29T	HB1	A8
						P29T	HB5	A8
PK30d	Halogen	A81	Ba21d	40x61 3-Pin	A14			
						P36D	Prefocus	A13
PKX30d	Halogen	A81	Ba21s	40x61 3-Pin	A14	P36S	Prefocus	A12
						P36S	BPF	A10
T3 Axial	Halogen	A85	Ba22d	38x56 Headlamp	A13			
						P45T	Duplo	A12
Auto lamps			BAX	7x21	A29			
B8.3d	7x23.5	A28	BAX10d	4.8x23.5	A30	PK32d-2		A11
B8.5d	7x23.5	A28						
B8.7	8.3x23.5	A29	Bay15d	25x47	A24	Replacement lamp set		A40
B10d	9x28	A30	Bay15d	26x53	A24			
B12.3d	10x28	A29				S6	6x32	A32
			Baz15d	25x47	A25	S7	8x27	A33
Ba7s	T7x20	A25				S8.5	11x30	A33
						S8.5	11x35	A34
Ba9s	T9x23	A26	BX8.4d	8.4x17.5	A30	S8.5	11x40	A34
Ba9s	9x33 Halogen	A38	BX8.4d	10x46	A31	S8.5	15x40	A35
Ba9s	T10x28	A26				S25	25x52	A32

TABLE OF CONTENTS

Page Nr.			Page Nr.			Page Nr.		
Auto lamps			P26s	25.5x45	A44	Ba20d	60x105	A92
TL1 1/4	4.2x14	A39	PX15d	19x47	A44	Ba20s	36x67	A93
Wedge T5	5x20	A27	PX15d3	30x51	A46	Ba20s	12.5x65 LCL31.6 Hal.	A96
Wedge T10	10x26	A27	Navigation lamps			E27	G45x68 Krypton	A86/A88
Wedge T15	15x36	A28	B22d	T39x110	A53	K23d	47x46.5 Halogen	A98
Bicycle lamps			B22d	T46x130	A53	KX23d	47x46.5 Halogen	A98
Ba9s	G11x24	A42	B22d-3	45x73	A58	PKX22s	11.5x32 LCL18 Hal.	A97
Ba9s	G15x29	A42	Ba15d	T26x70	A49			
E10	9.3x31 Halogen	A43	Bay15d	T26x70	A50			
E10	G11x24	A41	Bay15d	S40x70	A51			
E10	G15x29	A41	E27	T39x110	A52			
P13.5s	9.3x31 Halogen	A43	E40	69x110	A56			
Boat lamps			P28s	T38x125	A55			
Ba51d	G35x58 Black Top	A59	P28s	T39x110	A54			
Ba22d	G18x38 Shrunked	A60	P30d	Aldis type	A57			
Compass lamps			Repeater lamps					
M3.5	10x55 Sallog	A66	E10	16x43	A65			
Current Indicator lamps			Train lamps					
E14	T16x54	A61	Ba15s/17	35x56	A67			
E27	T28x58	A63	Ba15d/17	35x56	A68			
Ba15d	T16x54	A62	Ba15d/19	35x58 D. filam.	A69			
B22d	T26x58	A64	Ba20d	36x67	A71			
Forklift lamps			Ba20d	36x67 D. fil.	A72-A74			
Ba9s	T8.5x28 Roll. in b.	A46	B22d/25x26-3	50x78	A75			
Ba15s	G18x35	A47	Ba20s	36x67	A70			
Ba15s	S25x50	A47	Traffic Signal lamps					
Bay15d	S25x50	A48	B22d	G45x68 Krypt.	A87/A89			
PK22s	11x42 Halogen	A48	Ba15d	LCL26 Halogen	A94			
Motocycle lamps			Ba15d	38x38 Al. Refl. Hal.	A95			
BAX15d	28x54	A45	Ba20d	36x67	A90-A91			
P15d	35x57	A45						

This catalogue has been composed with our full attention and care and we are convinced that it should be correct at the time of printing. However, Bailey Electric & Electronics can never accept any responsibility on descriptions and drawings or any other printing errors.

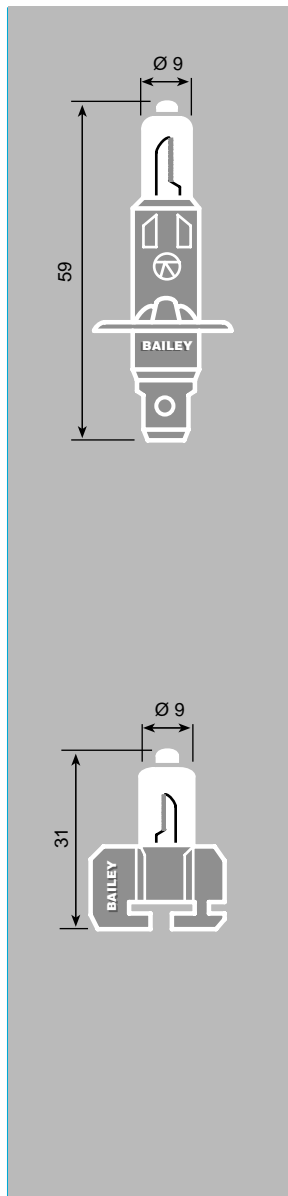
Also Bailey Electric & Electronics is free to delete or alter lamp types and descriptions.

© Copyright 2000
Bailey Electric & Electronics b.v.

Auto lamps

H1

9x59 Halogen P14.5S



Volt	Watt	Type number
6	55	AH 1.06.055
12	55	AH 1.12.055
12	55	longlife AH 1.12.055 L
12	55	all weather AH 1.12.055 B
12	55	UV stop AH 1.12.055 UV
12	55	gold AH 1.12.055 GD
12 *	100	AH 1.12.100
12 *	100	all weather AH 1.12.100 B
12 *	100	gold AH 1.12.100 GD
12 *	130	AH 1.12.130
12 *	160	AH 1.12.160
24	70	AH 1.24.070
24	70	all weather AH 1.24.070 B
24	70	gold AH 1.24.070 GD
24 *	100	AH 1.24.100
24 *	100	gold AH 1.24.100 GD
24 *	130	AH 1.24.130

Auto lamps

H2

9x31 Halogen X511

Volt	Watt	Type number
6	55	AH 2.06.055
12	55	AH 2.12.055
12 *	100	AH 2.12.100
12 *	130	AH 2.12.130
24	70	AH 2.24.070
24 *	100	AH 2.24.100
24 *	130	AH 2.24.130

Other specifications on request.


* Not for use in Europe. In Europe these lamps are only allowed to be used in closed circuits and in private rallies.

Auto lamps

H3

11x42 Halogen PK22S

Volt	Watt	Description	Type number
6	55		AH 3.06.055
12	55		AH 3.12.055
12	55	longlife	AH 3.12.055 L
12	55	UV stop	AH 3.12.055 UV
12	55	all weather	AH 3.12.055 B
12	55	gold	AH 3.12.055 GD
12 *	100		AH 3.12.100
12 *	100	all weather	AH 3.12.100 B
12 *	100	gold	AH 3.12.100 GD
12 *	130		AH 3.12.130
12 *	160		AH 3.12.160
24	70		AH 3.24.070
24	70	all weather	AH 3.24.070 B
24	70	gold	AH 3.24.070 GD
24 *	100		AH 3.24.100
24 *	100	gold	AH 3.24.100 GD
24 *	130		AH 3.24.130

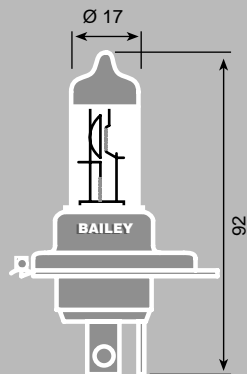


Auto lamps

H4

17x92 Halogen P43T

Volt	Watt	Description	Type number
6	60-55		AH 43.06.060.055
12	35-35	PX43T	AH 43.12.035.035
12	60-55		AH 43.12.060.055
12	60-55	longlife	AH 43.12.060.055 L
12	60-55	all weather	AH 43.12.060.055 B
12	60-55	gold	AH 43.12.060.055 G
12 *	100-55		AH 43.12.100.055
12 *	100-80		AH 43.12.100.080
12 *	100-80	all weather	AH 43.12.100.080 B
12 *	100-80	gold	AH 43.12.100.080 G
12 *	100-90		AH 43.12.100.090
12 *	130-90		AH 43.12.130.090
12 *	160-100		AH 43.12.160.100
24	75-70		AH 43.24.075.070
24	75-70	reinforced	AH 43.24.075.070 H
24	75-70	all weather	AH 43.24.075.070 B
24	75-70	gold	AH 43.24.075.070 G
24	100-80		AH 43.24.100.080
24 *	100-90		AH 43.24.100.090
24 *	100-90	gold	AH 43.24.100.090 G
24 *	130-90		AH 43.24.130.090
24 *	160-90		AH 43.24.160.090



* Not for use in Europe.

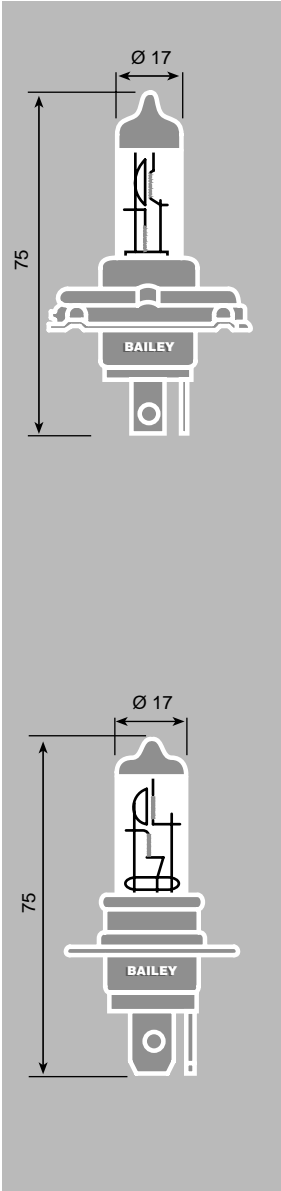
In Europe these lamps are only allowed to be used in closed circuits and in private rallies.

Other specifications on request.

Auto lamps

H4

17x75 Halogen P45T



Volt	Watt	Type number
6	60-55	AH 45.06.060.055
12	45-40	AH 45.12.045.040
12	60-55	AH 45.12.060.055
12	100-55	AH 45.12.100.055
12 *	100-80	AH 45.12.100.080
12 *	130-90	AH 45.12.130.090
24	75-70	AH 45.24.075.070
24 *	100-90	AH 45.24.100.090
24 *	130-90	AH 45.24.130.090

Also available in yellow

Auto lamps

H4

UK Base Halogen special P36T

Volt	Watt	Type number
6	60-55	AH 46.06.060.055
12	60-55	AH 46.12.060.055
24	75-70	AH 46.24.075.070

Other specifications on request.

* Not for use in Europe.


In Europe these lamps are only allowed to be used in closed circuits and in private rallies.

Auto lamps

H4

Halogen double envelop P43T yellow

Volt	Watt	Type number
6	60-55	AHP 43.06.060.55 Y
12	60-55	AHP 43.12.060.55 Y
12	100-80	AHP 43.12.100.80 Y
24	75-70	AHP 43.24.075.70 Y
24	100-90	AHP 43.24.100.90 Y




Auto lamps

H4

Halogen double envelop P45T yellow

Volt	Watt	Type number
12	60-55	AHP 45.12.060.55 Y
12	100-80	AHP 45.12.100.80 Y
24	75-70	AHP 45.24.075.70 Y
24	100-90	AHP 45.24.100.90 Y



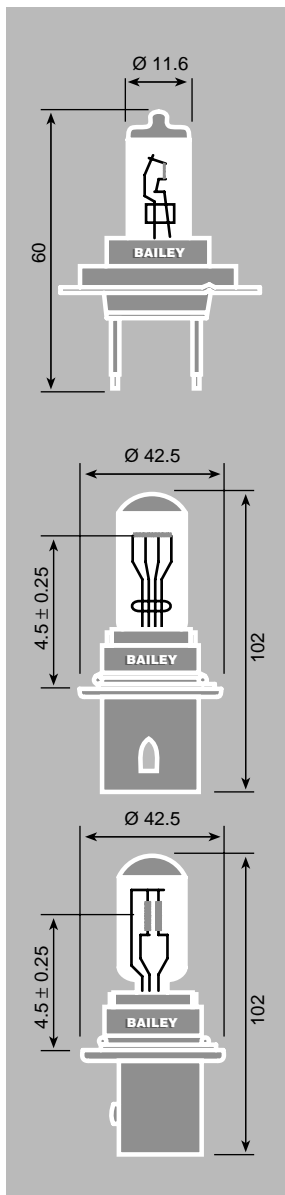
Other specifications on request.



Auto lamps

H7

11.6x60 Halogen PX26D



Volt	Watt	Type number
12	55	AH 7.12.055
12	100	AH 7.12.100
24	70	AH 7.24.070

Auto lamps

P29T HB1

Halogen USA standard

Volt	Watt	US	Type number
12	65-45	9004	AHP 29T.12.065.45
12	100-45		AHP 29T.12.100.45
12	100-80		AHP 29T.12.100.80

Auto lamps

P29T HB5

Halogen USA standard

Volt	Watt	US	Type number
12	65-55	9007	AHP 29T.12.065.55

Other specifications on request.

Auto lamps

P20d HB3

Halogen USA standard

Volt	Watt	US	Type number
12	60	9005	AHP 20D.12.60

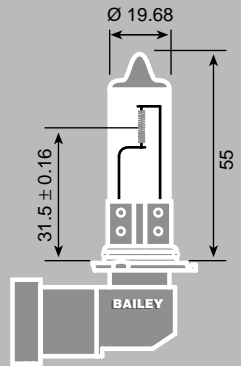
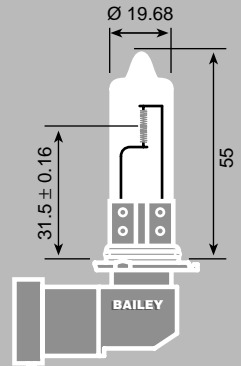
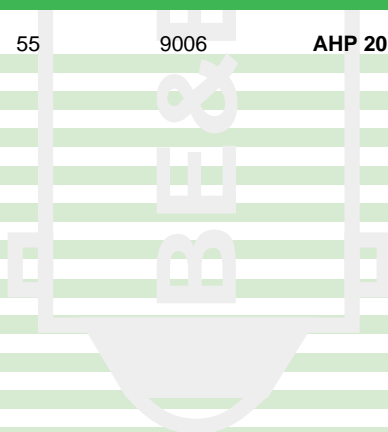


Auto lamps

P20d HB4

Halogen USA standard

Volt	Watt	US	Type number
12	55	9006	AHP 20D.12.55

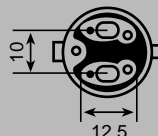
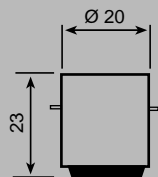
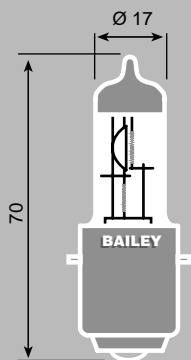
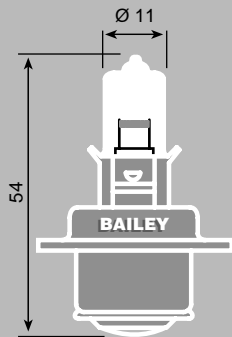


Other specifications on request.

Auto lamps

P36S BPF

11x54 Halogen UK standard



Volt	Watt	Type number
------	------	-------------

12	55	AHP 36S.12.55
----	----	---------------

24	70	AHP 36S.24.70
----	----	---------------

Auto lamps

Ba20d

17x70 Halogen German Bosch type

Volt	Watt	Type number
------	------	-------------

6	25-25	AHBA 20D.06.25.25
---	-------	-------------------

6	35-35	AHBA 20D.06.35.35
---	-------	-------------------

6	45-40	AHBA 20D.06.45.40
---	-------	-------------------

12	25-25	AHB A20D.12.25.25
----	-------	-------------------

12	35-35	AHBA 20D.12.35.35
----	-------	-------------------

12	45-40	AHBA 20D.12.45.40
----	-------	-------------------

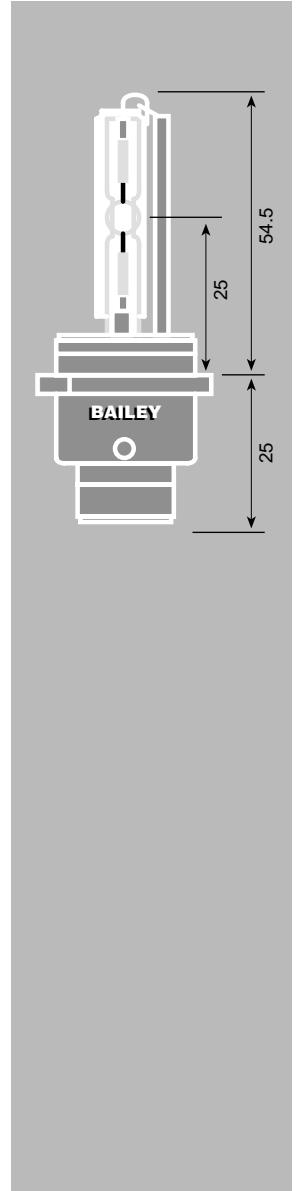

Other specifications on request.

Auto lamps

P32d-2 base

High intensity discharge lamps

Volt	Watt	Description	Life	Type number
12	35	D2S	2.000	AP32D2 12.035

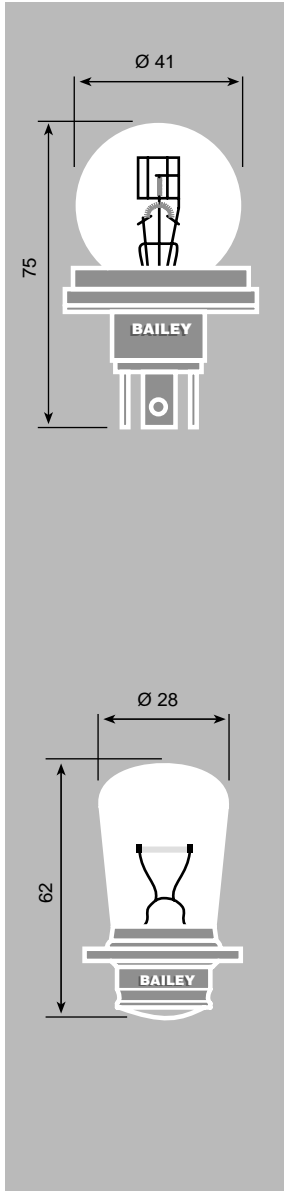


Other specifications on request.

Auto lamps

P45T

41x75 Asymmetric type



Volt	Watt	Type number
6	45-40	AP 45T.06.45.40
12	45-40	AP 45T.12.45.40
12	75-70	AP 45T.12.75.70
24	55-50	AP 45T.24.55.50
24	75-70	AP 45T.24.75.70

Also available in yellow

Auto lamps

P36S

Prefocus symmetric type UK standard

Volt	Watt	Type number
12	35	AP 36S.12.35
12	45	AP 36S.12.45
24	35	AP 36S.24.35
24	45	AP 36S.24.45

Other specifications on request.

Auto lamps

P36D

Prefocus symetric type UK standard

Volt	Watt	Type number
------	------	-------------

6	35-35	AP 36D.06.35.35
6	45-40	AP 36D.06.45.40
12	35-35	AP 36D.12.35.35
12	45-40	AP 36D.12.45.40
12	50-40	AP 36D.12.50.40
24	45-40	AP 36D.24.45.40

Bus lamps

Ba22d

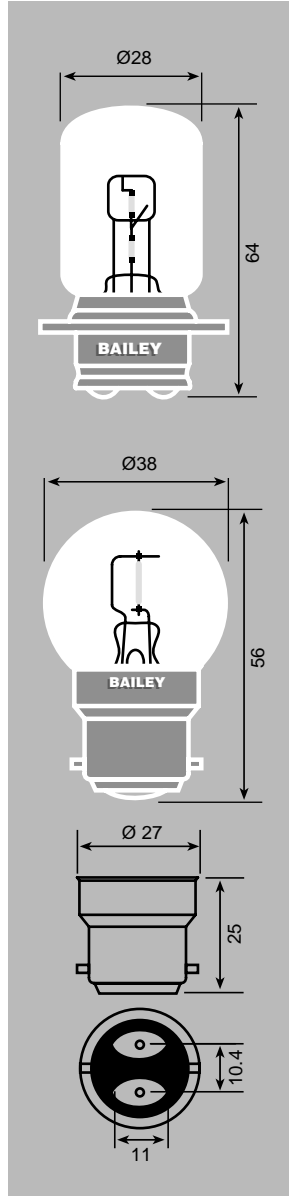
38x56 Headlamp

Volt	Watt	Type number
------	------	-------------

12	12	ABA 22D.12.12 F
12	24	frosted ABA 22D.12.24 F
12	36	ABA 22D.12.36
12	48	ABA 22D.12.48
24	12	ABA 22D.24.12
24	20	frosted ABA 22D.24.20 F
24	24	ABA 22D.24.24
24	36	frosted ABA 22D.24.36 F
24	48	ABA 22D.24.48

Double filament

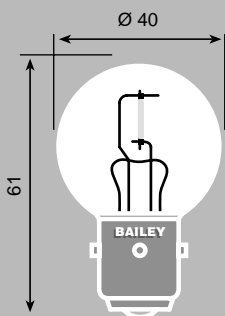
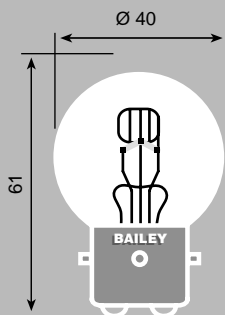
12	20-24	frosted ABA 22D.12.20.24 F
24	20-24	ABA 22D.24.20.24



Auto lamps

Ba21d

40x61 French socket (3 pin)



Volt	Watt	Type number
6	35-35	ABA 21D.06.35.35
6	45-40	ABA 21D.06.45.40
6	45-40 yellow	ABA 21D.06.45.40 Y
12	45-40	ABA 21D.12.45.40
12	45-40 yellow	ABA 21D.12.45.40 Y
24	45-40	ABA 21D.24.45.40
24	45-40 yellow	ABA 21D.24.45.40 Y

Auto lamps

Ba21s

40x61 French socket (3 pin)

Volt	Watt	Type number
6	35	ABA 21S.06.35
6	45	ABA 21S.06.45
12	35	ABA 21S.12.35
12	45	ABA 21S.12.45
24	50	ABA 21S.24.50

Also available in yellow

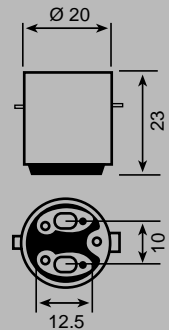
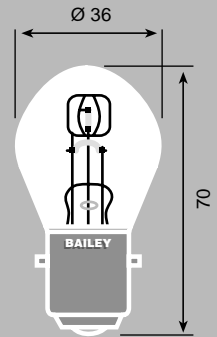
Auto lamps

Ba20d

36x70 German Bosch type

Volt	Watt	Type number
6	15-15	ABA 20D.06.15.15
6	18-18	ABA 20D.06.18.18
6	20-20	ABA 20D.06.20.20
6	25-25	ABA 20D.06.25.25
6	35-35	ABA 20D.06.35.35
6	45-40	ABA 20D.06.45.40
12	15-15	ABA 20D.12.15.15
12	20-20	ABA 20D.12.20.20
12	25-25	ABA 20D.12.25.25
12	35-35	ABA 20D.12.35.35
12	45-40	ABA 20D.12.45.40
24	35-35	ABA 20D.24.35.35
24	45-40	ABA 20D.24.45.40

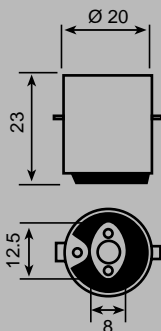
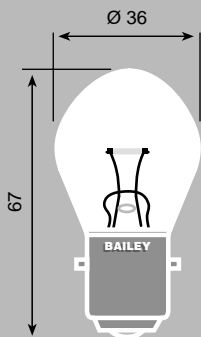
Also available in yellow



Auto lamps

Ba20s

36x67 German Bosch type



Volt	Watt	Type number
6	35	ABA 20S.06.35
6	45	ABA 20S.06.45
6	50	ABA 20S.06.50
12	35	ABA 20S.12.35
12	45	ABA 20S.12.45
12	50	ABA 20S.12.50
24	35	ABA 20S.24.35
24	45	ABA 20S.24.45
24	50	ABA 20S.24.50

Also available in yellow

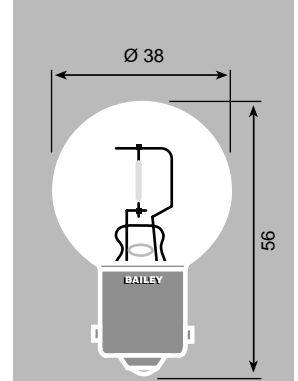
Other specifications on request.

Auto lamps

Ba15s

38x56 Headlamp type

Volt	Watt	Type number
6	36	AS 56.06.036
12	24	AS 56.12.024
12	36	AS 56.12.036
12	48	AS 56.12.048
24	35	AS 56.24.035
24	48	AS 56.24.048

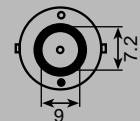
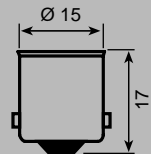
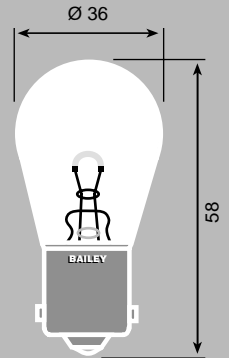


Auto lamps

Ba15s

36x58 Spot and fog type

Volt	Watt	Type number
6	35	AS 58.06.035
6	45	AS 58.06.045
12	25	AS 58.12.025
12	35	AS 58.12.035
12	45	AS 58.12.045
24	25	AS 58.24.025
24	35	AS 58.24.035
24	45	AS 58.24.045



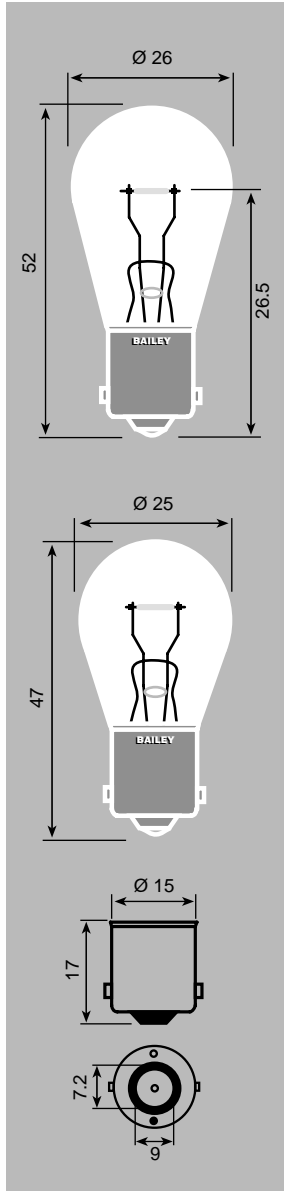
Other specifications on request.



Auto lamps

Ba15s

S26x52 Stop type



Volt	Amp.	Watt	Type number
6		21	AS 52.06.021
6		25	AS 52.06.025
12		21	AS 52.12.021
12		25	AS 52.12.025
24		21	AS 52.24.021
24		25	AS 52.24.025
US type			
12,8	2,1		US 1156

Auto lamps

Ba15s

S25x47 Flasher lamps

Volt	Watt	Type number
6	15	AS 45.06.015
6	18	AS 45.06.018
6	20	AS 45.06.020
6	21	AS 45.06.021
6	25	AS 45.06.025
12	15	AS 45.12.015
12	18	AS 45.12.018
12	20	AS 45.12.020
12	21	AS 45.12.021
12	25	AS 45.12.025
24	15	AS 45.24.015
24	18	AS 45.24.018
24	20	AS 45.24.020
24	21	AS 45.24.021
24	21	AS 45.24.021 HD
24	25	AS 45.24.025
28	21	AS 45.28.021
28	26	AS 45.28.026
45	5	AS 45.45.005

Other specifications on request.

Auto lamps

Ba15s

18x35 Rear lamp

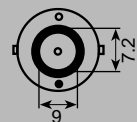
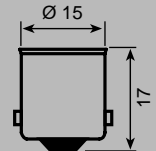
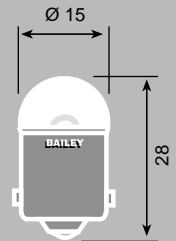
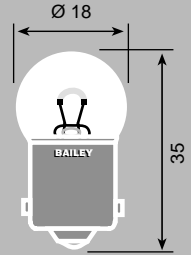
Volt	Watt	Type number
2,5	2	AS 35.02.002
6	3	AS 35.06.003
6	5	AS 35.06.005
6	10	AS 35.06.010
6	15	AS 35.06.015
12	3	AS 35.12.003
12	3	frosted AS 35.12.003 F
12	5	AS 35.12.005
12	10	AS 35.12.010
12	15	AS 35.12.015
13,5	8	4CP US 67
24	5	AS 35.24.005
24	5	heavy duty AS 35.24.005 HD
24	10	AS 35.24.010
24	10	heavy duty AS 35.24.010 HD
24	15	AS 35.24.015
27	15	AS 35.27.015
28	5	AS 35.28.005
28	10	AS 35.28.010

Auto lamps

Ba15s

15x28

Volt	Watt	Type number
24	2,8	AS 28.24.003



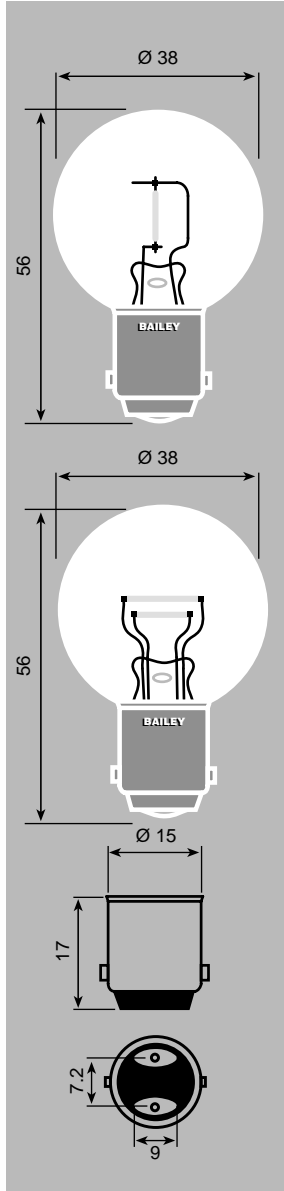
Other specifications on request.



Auto lamps

Ba15d

38x56 Headlamp type



Volt	Watt	Type number
6	36	AD 56.06.036
12	12	Bus 805 frosted
12	20	Bus 810 frosted
12	24	Head 4
12	36	Head 5
12	48	
24	12	Bus 812
24	12	Bus 817 frosted
24	20	Bus 822 frosted
24	36	
24	48	Head 140

Auto lamps

Ba15d

38x56 Headlamp type double filament

Volt	Watt	Type number
12	36-36	AD 56.12.36.36
12	20-24	AD 56.12.20.24
24	20-24	AD 56.24.20.24

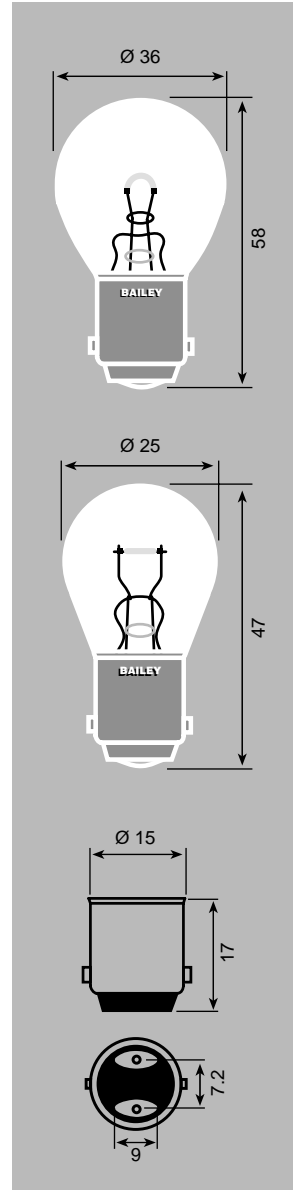
Other specifications on request.

Auto lamps

Ba15d

36x58 Spot and fog type

Volt	Watt	Type number
6	45	AD 58.06.045
12	35	AD 58.12.035
12	45	AD 58.12.045
24	10	AD 58.24.010
24	35	AD 58.24.035
24	45	AD 58.24.045



Auto lamps

Ba15d

25x47 Flasher type

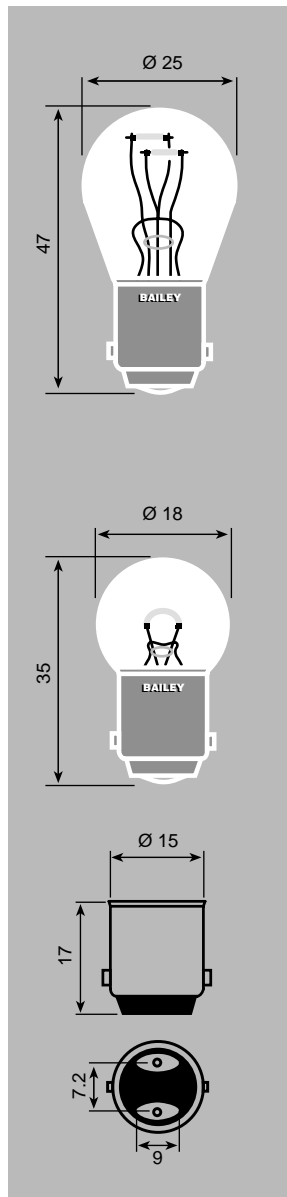
Volt	Watt	Type number
6	15	AD 45.06.015
6	18	AD 45.06.018
12	15	AD 45.12.015
12	20	AD 45.12.020
12	21	AD 45.12.021
24	10	AD 45.24.010
24	15	AD 45.24.015
24	18	AD 45.24.018
24	20	AD 45.24.020
24	21	AD 45.24.021
24	24	AD 45.24.024
28	21	AD 45.28.021
28	26	AD 45.28.026

Other specifications on request.

Auto lamps

Ba15d

25x47 Flasher - stop - rear type



Volt	Watt	Type number
------	------	-------------

6	18-5	AD 45.06.0185
6	21-5	AD 45.06.0215
12	18-5	AD 45.12.0185
12	21-5	AD 45.12.0215
24	18-5	AD 45.24.0185
24	21-5	AD 45.24.0215

Auto lamps

Ba15d

18x35 Rear type

Volt	Watt	Type number
------	------	-------------



6	3	AD 35.06.003
6	5	AD 35.06.005
6	10	AD 35.06.010
6	15	AD 35.06.015
12	3	AD 35.12.003
12	5	AD 35.12.005
12	10	AD 35.12.010
12	15	AD 35.12.015
24	5	AD 35.24.005
24	10	AD 35.24.010
28	5	AD 35.28.005
28	10	AD 35.28.010

Other specifications on request.

Auto lamps

Ba15d

15x28

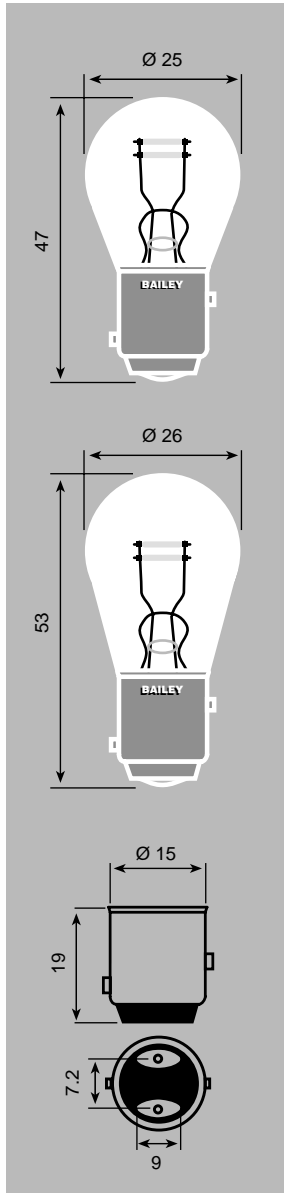


Other specifications on request.

Auto lamps

Bay15d

25x47 Flasher - stop - rear type



Volt	Watt	Type number
6	18-5	AY 45.06.0185
6	21-5	AY 45.06.0215
12	18-5	AY 45.12.0185
12	20-5	AY 45.12.0205
12	21-5	AY 45.12.0215
24	18-5	AY 45.24.0185
24	21-5	AY 45.24.0215
24	26-4	AY 45.24.0264
24	25-5	AY 45.24.0255

Auto lamps

Bay15d

26x53 Flasher - stop - rear type US type

Volt	Amp.	Type number
12,8/14	2,1/0,59	US 1157

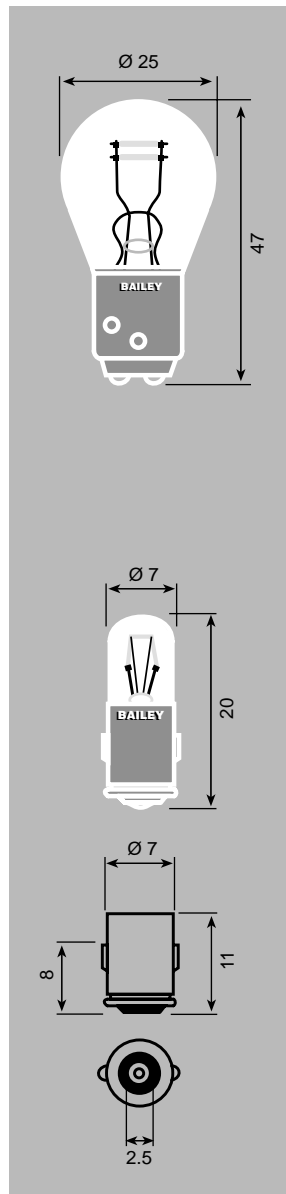
Other specifications on request.

Auto lamps

Baz15d

25x47 Flasher - stop - rear type

Volt	Watt	Type number
12	21-4	ABAZ 15D 12.0214



Auto lamps

Ba7s

T 7x20 Dashboard lamps

Volt	Watt	Type number
6	0,6	B 20.006.100
6	1,2	B 20.006.200
6	2	B 20.006.333
12	1,2	B 20.012.100
12	2	B 20.012.165
12	3	B 20.012.250
24	2	B 20.024.080
24	3	B 20.024.125

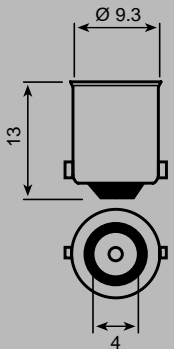
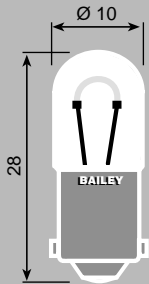
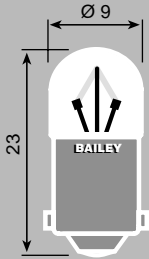
Other Specifications on request.



Auto lamps

Ba9s

T 9x23 Parking - dashboard lamps



Volt	Watt	Type number
6	2	B 23.006.333
6	3	B 23.006.500
6	4	B 23.006.666
6	5	B 23.006.830
12	2	B 23.012.165
12	3	B 23.012.250
12	4	B 23.012.333
12	5	B 23.012.417
24	2	B 23.024.080
24	3	B 23.024.125
24	4	B 23.024.165
24	5	B 23.024.208

Auto lamps

Ba9s

T 10x28 Parking - dashboard lamps

Volt	Watt	Type number
24	4	B 28.024.165

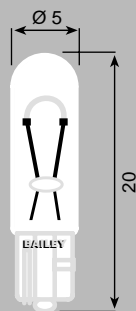
Other specifications on request.

Auto lamps

Wedge T5

5x20 W2x4,6D Dashboard - interior type

Volt	Watt	Type number
6	1	WB 20.06.167 1
6	1,2	WB 20.06.200 1
12	1	WB 20.12.080 1
12	1,2	WB 20.12.100 1
12	1,2 frosted	WB 20.12.100 1F
12	2	WB 20.12.165 1
24	0,75	WB 20.24.030 1
24	1	WB 20.24.040 1
24	1,2	WB 20.24.050 1
24	2	WB 20.24.080 1

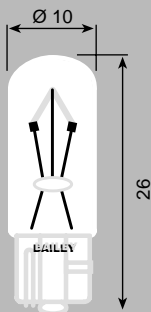


Auto lamps

Wedge T10

10x26 W2,1x9,5d

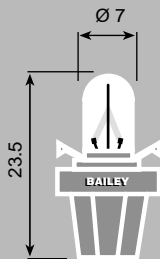
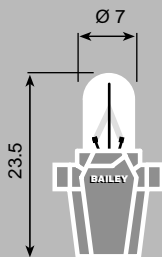
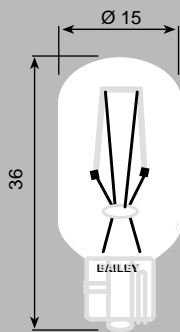
Volt	Watt	Type number
6	1,2	WB 28.06.200 1
6	2	WB 28.06.333 1
6,3	3	WB 28.06.500 1
6	5	WB 28.06.830 1
12	1,2	WB 28.12.100 1
12	2	WB 28.12.165 1
12	3	WB 28.12.250 1
12	5	WB 28.12.400 1
24	2	WB 28.24.080 1
24	3	WB 28.24.125 1
24	5	WB 28.24.208 1



Other specifications on request.

Auto lamps **Wedge T15**

15x36 W2,1x9,5D



Volt	Watt	Type number
12	5	WB 35.12.0417
12	7	WB 35.12.0583
12	10	WB 35.12.0833
12	15	WB 35.12.1250
12	20	WB 35.12.1667
24	5	WB 35.24.0208
24	10	WB 35.24.0417
24	15	WB 35.24.0625
24	21	WB 35.24.0875

Auto lamps **B8,3d**

7x23.5 Dashboard type

Volt	Watt	Type number
12	1,2	AB 83D.12.12
12	2	AB 83D.12.20
24	1,2	AB 83D.24.12

Auto lamps **B8,5d**

7x23.5 Dashboard type

Volt	Watt	Type number
12	1,2	AB 85D.12.12
12	2	AB 85D.12.20
24	1,2	AB 85D.24.12

Other specifications on request.

Auto lamps

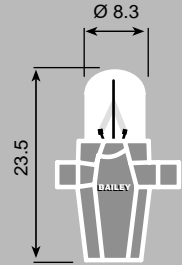
B8,7d

8.3x23.5 Dashboard type

Volt	Watt	Type number
------	------	-------------

12	1,2	AB 87D.12.12
12	2	AB 87D.12.20

24	1,2	AB 87D.24.12
----	-----	--------------



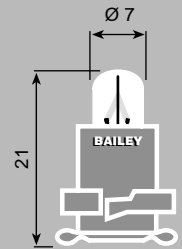
Auto lamps

BAX

7X21 Dashboard type

Volt	Watt	Type number
------	------	-------------

24-28	1,2	ABAX 28.12
24-28	1,4	ABAX 28.14



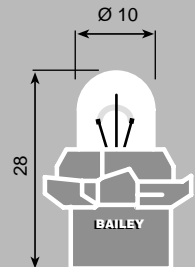
Auto lamps

B12,3d

10x28 Dashboard type

Volt	Watt	Type number
------	------	-------------

12	2	AB 123D.12.20
----	---	---------------

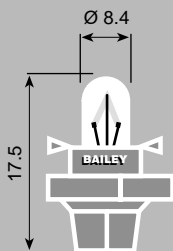
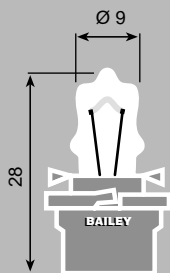
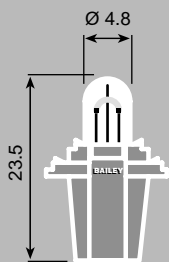


Other specifications on request.

Auto lamps

BAX10d

4.8x23.5 Dashboard type



Volt	Watt	Type number
------	------	-------------

12	1,2	ABAX 10D.12.12
24	1,2	ABAX 10D.24.12

Auto lamps

B10d

9x28 Dashboard type halogen

Volt	Watt	Type number
------	------	-------------

12	3	AHB 10D.12.30
12	5	AHB 10D.12.50

Auto lamps

BX8,4d

8.4x17.5 Dashboard type

Volt	Watt	Type number
------	------	-------------

12	1,12	orange	ABX 84D.12.11
12	1,2	blue	ABX 84D.12.12
12	1,2	black	ABX 84D.12.12 BK
12	1,5	beige	ABX 84D.12.15
12	1,8	blue	ABX 84D.12.18
12	2	green	ABX 84D.12.20

Other specifications on request.

Auto lamps **BX8,4d**

10x46 Dashboard type

Volt	CP	Type number
12	2	ABX 84D.12.2 CP



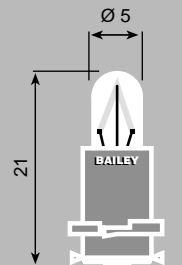
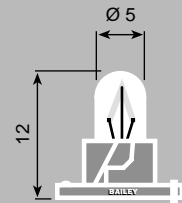
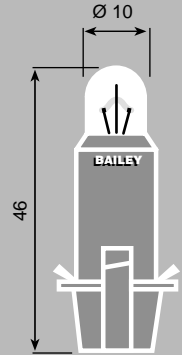
Auto lamps **HRQ** 5x12

Volt	Watt	Type number
14	1,4	AHRQ 14.14

Auto lamps **ESR**

5x21 Dashboard type

Volt	Watt	Type number
12	1,8	AESR 12.18
24	1,2	AESR 24.12
24	2	AESR 24.20

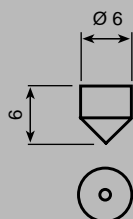
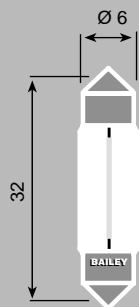
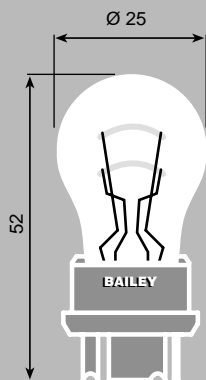


Other specifications on request.

Auto lamps

S25

25x52 American standard



Volt	CP	Type number
12	32/2	AS 25.12.322
12	32	AS 25.12.32
12	32/3	AS 25.12.323
12	40/3	AS 25.12.403

Also available in amber colour

Auto lamps

S6

6x32±1mm Interior light

Volt	Watt	Type number
6	3	AS 632.06.003
6	5	AS 632.06.005
12	3	AS 632.12.003
12	5	AS 632.12.005
24	3	AS 632.24.003
24	5	AS 632.24.005

Other specifications on request.

Auto lamps

S7

8x28±1mm Interior light

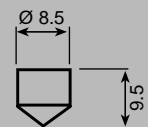
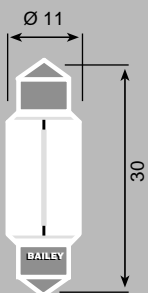
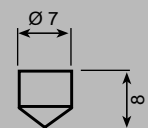
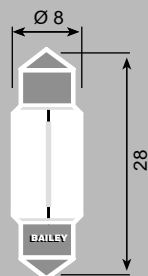
Volt	Watt	Type number
6	3	AS 728.06.003
6	5	AS 728.06.005
12	3	AS 728.12.003
12	5	AS 728.12.005
24	3	AS 728.24.003
24	5	AS 728.24.005

Auto lamps

S8,5

11x30 Japaneze size
interior - parking type

Volt	Watt	Type number
6	5	S 830.06.005
6	10	S 830.06.010
12	5	S 830.12.005
12	10	S 830.12.010
24	5	S 830.24.005
24	10	S 830.24.010



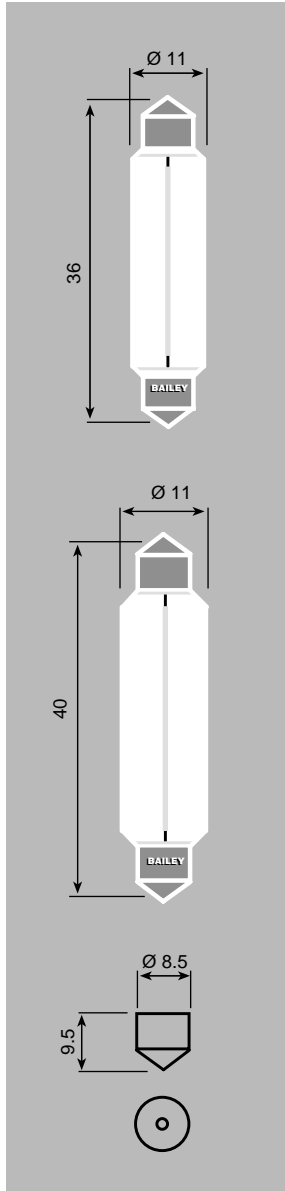
Other specifications on request.



Auto lamps

S8,5

11x36±1mm Interior light



Volt	Watt	Type number
------	------	-------------

6	5	AS 836.06.005
6	10	AS 836.06.010
12	5	AS 836.12.005
12	10	AS 836.12.010
24	5	AS 836.24.005
24	10	AS 836.24.010

Auto lamps

S8,5

11x40±1mm Interior light

Volt	Watt	Type number
------	------	-------------

6	5	AS 840.06.005
6	10	AS 840.06.010
12	5	AS 840.12.005
12	10	AS 840.12.010
24	5	AS 840.24.005
24	10	AS 840.24.010

Other specifications on request.

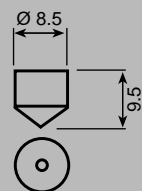
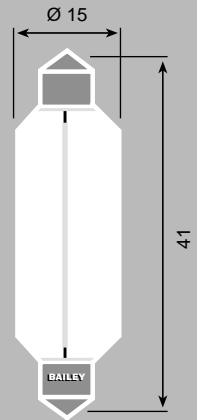


Auto lamps

S8,5

15x41±1mm Interior light

Volt	Watt	Type number
6	15	AS 841.06.015
6	18	AS 841.06.018
6	21	AS 841.06.021
12	10	AS 841.12.010
12	15	AS 841.12.015
12	18	AS 841.12.018
12	21	AS 841.12.021
24	10	AS 841.24.010
24	15	AS 841.24.015
24	18	AS 841.24.018
24	21	AS 841.24.021
24	25	AS 841.24.025



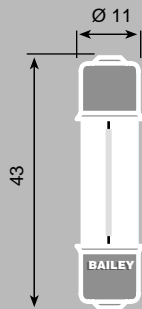
Other specifications on request.



Auto lamps

USA Festoon

11x43 Double ended



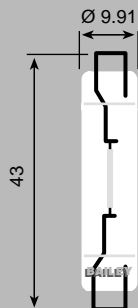
Volt	CP	Type number
------	----	-------------

12,8	12	US 211-2
12,8	21	US 577

Auto lamps

USA Festoon

9.91x43 Rigid loop



Volt	CP	Type number
------	----	-------------

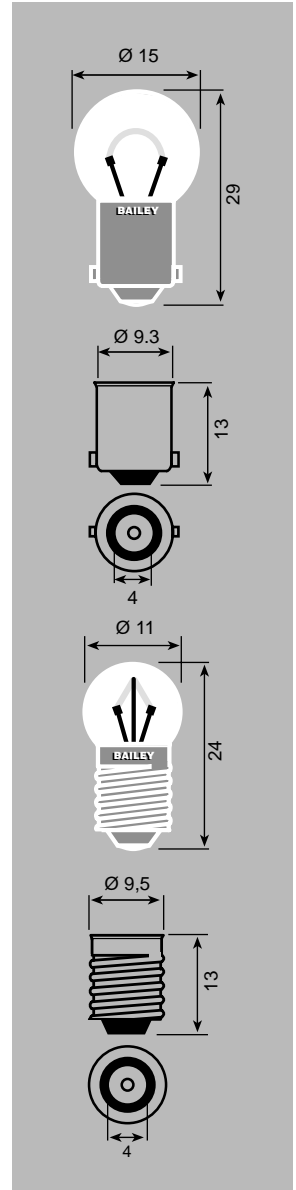
12,8	12	US 561
12,8	32	US 570

Other specifications on request.

Auto lamps **Ba9s**

G15x29 Interior - parking type

Volt	Watt	Type number
6	5	B 29.006.830
6	6	B 29.006.999
12	5	B 29.012.417
12	6	B 29.012.500
12	7,5	B 29.012.625
12	10	B 29.012.833
24	5	B 29.024.208
24	6	B 29.024.250



Auto lamps **E10**

G11x24 Interior - parking type

Volt	Watt	Type number
6	3	E 24.006.500
12	3	E 24.012.250
24	3	E 24.024.125

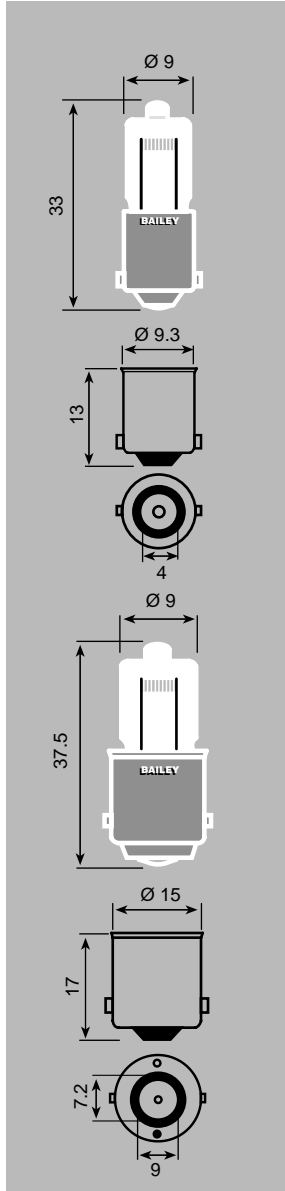
Other specifications on request.



Auto lamps

Ba9s

9x33 Halogen stop - rear - flasher



Volt	Watt	Type number
6	10	HB 31.06.010
6	20	HB 31.06.020
12	5	HB 31.12.005
12	10	HB 31.12.010
12	12	HB 31.12.012
12	15	HB 31.12.015
12	20	HB 31.12.020
24	5	HB 31.24.005
24	10	HB 31.24.010

Auto lamps

Ba15s

9x37.5 Halogen stop - rear - flasher

Volt	Watt	Type number
12	5	HS 15.012.005
12	10	HS 15.012.010
12	15	HS 15.012.015
12	20	HS 15.012.020
24	5	HS 15.024.005
24	10	HS 15.024.010
24	20	HS 15.024.020

Also available in frosted

Other specifications on request.

Auto lamps

Ba15d

9x37.5 Halogen stop - rear - flasher

Volt	Watt	Type number
12	5	HB 15.012.005
12	10	HB 15.012.010
12	15	HB 15.012.015
12	20	HB 15.012.020
24	5	HB 15.024.005
24	10	HB 15.024.010
24	15	HB 15.024.015
24	20	HB 15.024.020

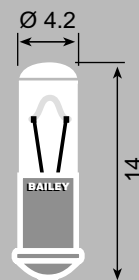
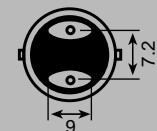
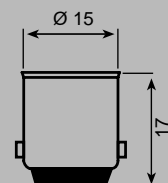
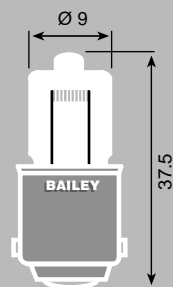
Also available in frosted

Car distance Key lamp

TL1 1/4

4.2x14 MF lens

Volt	mA	Type number
1.5	90	MF 04.010.90L



Other specifications on request.

Auto lamps **replacement lamp sets**

Replacement lamp sets are available
in different coloured boxes
and can be filled on demand
with your choice of lamps.



Other specifications on request.

Bicycle lamps

E10

G15x29 Headlamp type

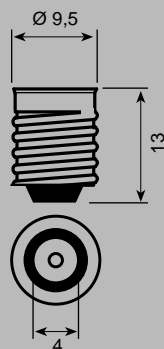
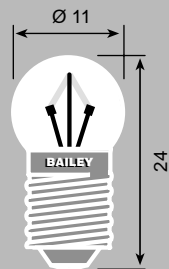
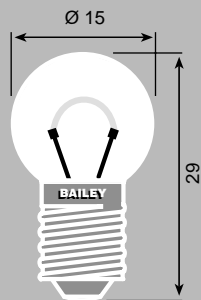
Volt	Watt	Type number
6	2,4	E 29.006.400
6	3	E 29.006.500
6	4	E 29.006.667
6	5	E 29.006.830
6	6	E 29.006.999
12	3	E 29.012.250
12	4	E 29.012.330
14	7	E 29.014.500
24	5	E 29.024.210
24	7,5	E 29.024.313

Bicycle lamps

E10

G11x24 Rear lamps

Volt	Watt	Type number
6	0,6	E 24.006.100
6	3	E 24.006.500

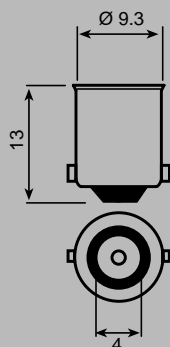
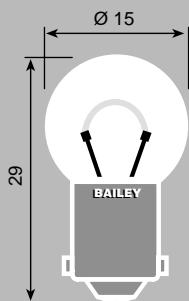
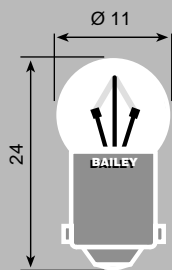


Other specifications on request.

Bicycle lamps

Ba9s

G11x24 Rearlamp type



Volt	Watt	Type number
6	0,6	B 24.006.100
6	3	B 24.006.500

Bicycle lamps

Ba9s

G15x29 Headlamp type

Volt	Watt	Type number
6	2,4	B 29.006.400

Other specifications on request.

Bicycle lamps

P13,5s

9.3x31 Halogen headlamp type

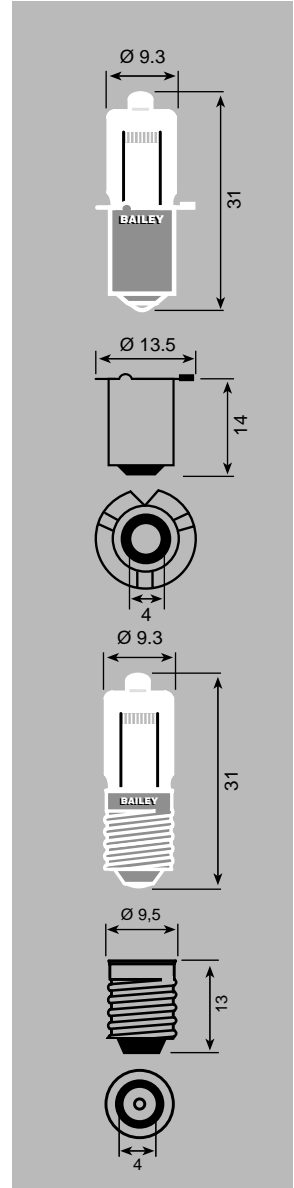
Volt	Watt	Type number
6	2,4	HP 06.00.400

Bicycle lamps

E10

9.3x31 Halogen headlamp type

Volt	Watt	Type number
6	2,4	HE 06.00.400

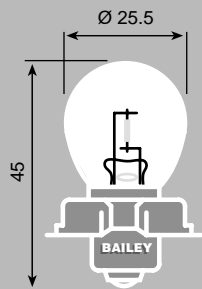


Other specifications on request.

Motorcycle lamps

P26s

25.5x45



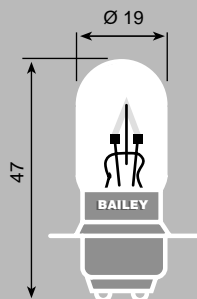
Volt	Watt	Type number
6	15	AP 26S.06.15
6	18	AP 26S.06.18
6	20	AP 26S.06.20
6	25	AP 26S.06.25
6	35	AP 26S.06.35
12	15	AP 26S.12.15
12	18	AP 26S.12.18
12	20	AP 26S.12.20
12	25	AP 26S.12.25
12	35	AP 26S.12.35

Also available in yellow

Motorcycle lamps

PX15d

19x47



Volt	Watt	Type number
6	15-15	APX 15D.06.15.15
6	20-20	APX 15D.06.20.20
6	25-25	APX 15D.06.25.25
6	35-35	APX 15D.06.35.35
12	15-15	APX 15D.12.15.15
12	20-20	APX 15D.12.20.20
12	25-25	APX 15D.12.25.25
12	35-35	APX 15D.12.35.35

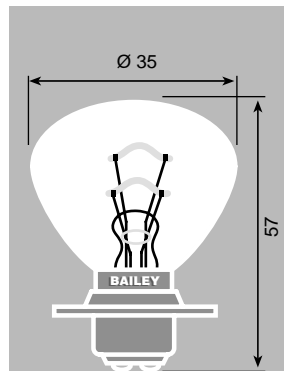
Other specifications on request.

Motorcycle lamps

P15d

35x57

Volt	Watt	Type number
6	15-15	AP 15D.06.15.15
6	20-20	AP 15D.06.20.20
6	25-25	AP 15D.06.25.25
6	35-35	AP 15D.06.35.35
12	15-15	AP 15D.12.15.15
12	20-20	AP 15D.12.20.20
12	25-25	AP 15D.12.25.25
12	35-35	AP 15D.12.35.35
12	45-45	AP 15D.12.45.45

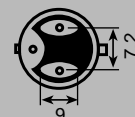
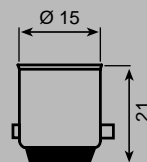
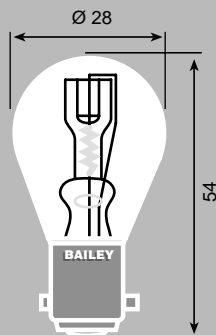


Motorcycle lamps

BAX15d

28x54

Volt	Watt	Type number
6	15-15	ABAX 15D.06.15.15
6	18-18	ABAX 15D.06.18.18
6	20-20	ABAX 15D.06.20.20
6	25-25	ABAX 15D.06.25.25
6	35-35	ABAX 15D.06.35.35
12	15-15	ABAX 15D.12.15.15
12	18-18	ABAX 15D.12.18.18
12	20-20	ABAX 15D.12.20.20
12	25-25	ABAX 15D.12.25.25
12	35-35	ABAX 15D.12.35.35

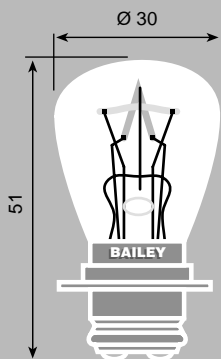


Other specifications on request.

Motorcycle lamps

PX15d3

30x51

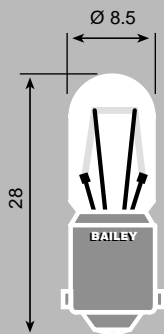


Volt	Watt	Description	Type number
12	35-35	krypton	APX 15D3.12.35.35

Forklift lamps

Ba9s

T8.5x28 Rolled in base
no side soldering



Volt	Watt	Type number
48	2,5	BR 28.048.052
48	2,9	BR 28.048.060 *
48	3,4	BR 28.048.071 *
48	5	BR 28.048.105

Other specifications on request.

Forklift lamps

Ba15s

G18x35

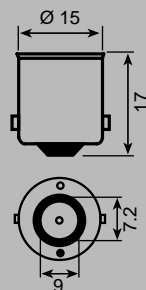
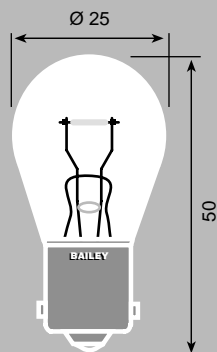
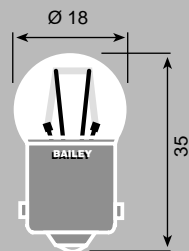
Volt	Watt	Type number
48	8	AS 35.48.008
48	10	AS 35.48.010

Forklift lamps

Ba15s

S25x50

Volt	Watt	Type number
48	25	AS 50.48.025
48	45	AS 50.48.045

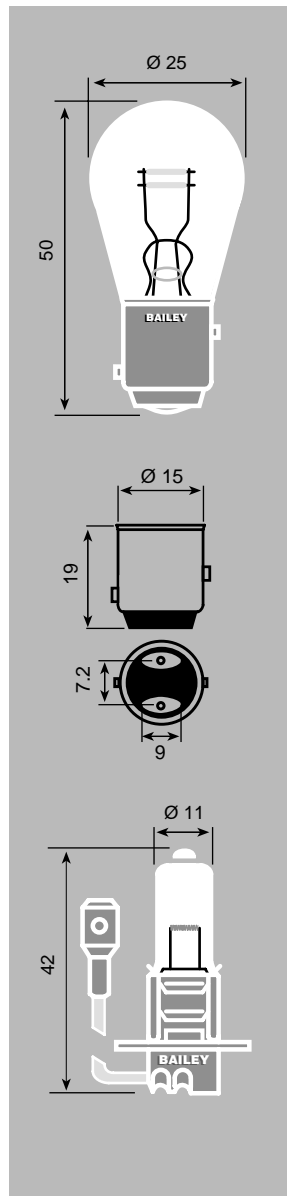


Other specifications on request.

Forklift lamps

Bay15d

S25x50



Volt	Watt	Type number
------	------	-------------

48	8	AY 50.48.008
48	10	AY 50.48.010
48	25	AY 50.48.025
48	23- 8	AY 50.48.023.08
48	25-10	AY 50.48.025.10

Forklift lamps

PK22s

11x42 Halogen

Volt	Watt	Type number
------	------	-------------

36	45	AHPK 22S.36.45
48	45	AHPK 22S.48.45
48	60	AHPK 22S.48.60

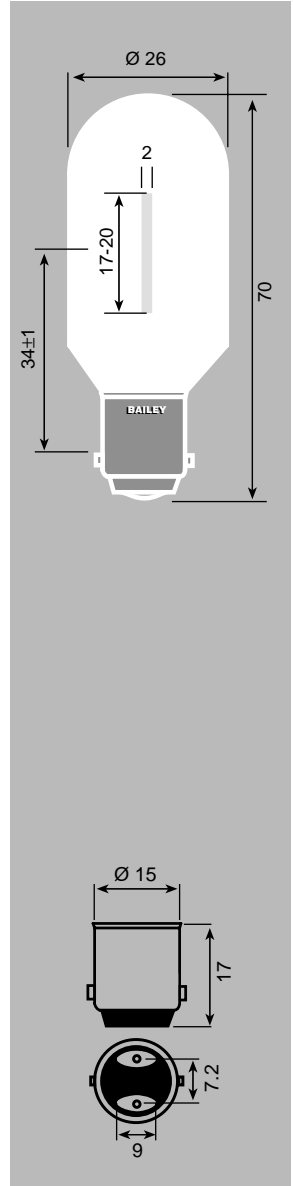
Other specifications on request.

Navigation lamps

Ba15d

T26x70

Volt	Watt	CD	Type number
12	18	12	VB 15.012.012
12	25	18	VB 15.012.018
12	25	24	VB 15.012.024
24	18	12	VB 15.024.012
24	25	18	VB 15.024.018
24	25	24	VB 15.024.024
32	30	24	VB 15.032.024
110	25	18	VB 15.110.018
120	35	24	VB 15.120.024
220	25	18	VB 15.220.018



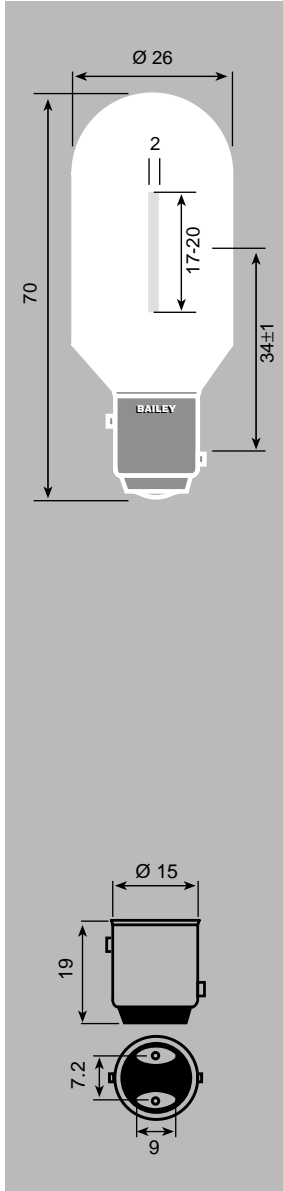
Other specifications on request.



Navigation lamps

Bay15d

T26x70



Volt	Watt	CD	Type number
12	10		VY 15.012.010
12	18	12	VY 15.012.012
12	25	18	VY 15.012.018
12	25	24	VY 15.012.024
12	25	40	VY 15.012.025
12	25	30	VY 15.012.030
24	10		VY 15.024.010
24	18	12	VY 15.024.012
24	25	18	VY 15.024.018
24	25	24	VY 15.024.024
24	25	30	VY 15.024.030
24	25	40	VY 15.024.040
32	30	24	VY 15.032.024
120	35	24	VY 15.120.024

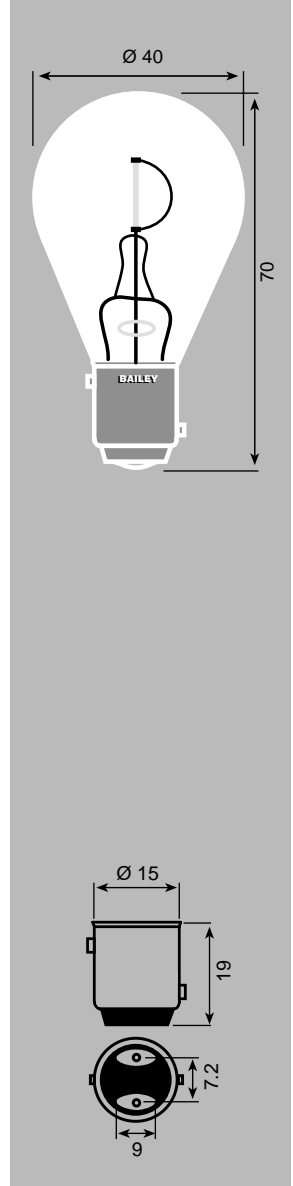

Other specifications on request.

Navigation lamps

Bay15d

S40x70

Volt	CD	Type number
110	40	VY 15.110.040
220	40	VY 15.220.040

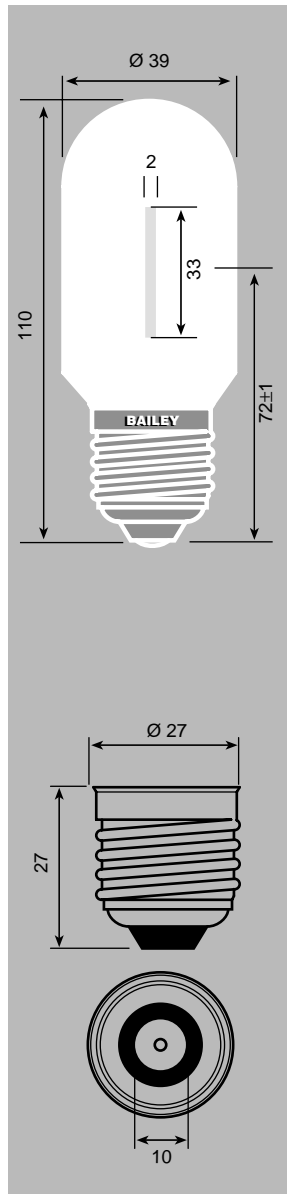


Other Specifications on request.

Navigation lamps

E27

T39x110



Volt	Watt	CD	Type number
24		13	VE 27.024.013
24		26	VE 27.024.026
24	50	35	VE 27.024.035
110		13	VE 27.110.013
110		26	VE 27.110.026
110		65	VE 27.110.065
220		13	VE 27.220.013
220		26	VE 27.220.026
220	65	50	VE 27.220.050
220		65	VE 27.220.065

Other specifications on request.

Navigation lamps

B22d

T39x110

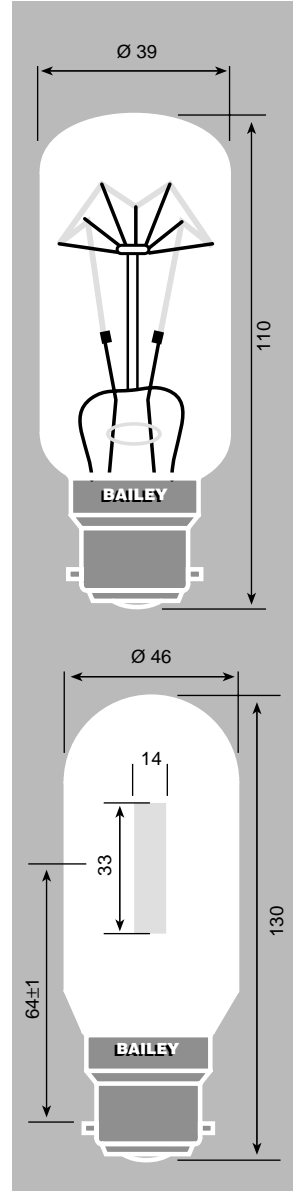
Volt	Watt	CD	Type number
12	25	18	VB 22.012.018
24	30	13	VB 22.024.013
24	25	18	VB 22.024.018
24		26	VB 22.024.026
24	50	35	VB 22.024.035
24	50	50	VB 22.024.050
110		13	VB 22.110.013
110		26	VB 22.110.026
110	55	35	VB 22.110.035
220		13	VB 22.220.013
220		26	VB 22.220.026
220	55	35	VB 22.220.035
220	65	50	VB 22.220.050
220	85	65	VB 22.220.065

Navigation lamps

B22d

T46x130

Volt	Watt	CD	Type number
110	80	65	VB 22.110.065
220	85	65	VB 22.220.0651

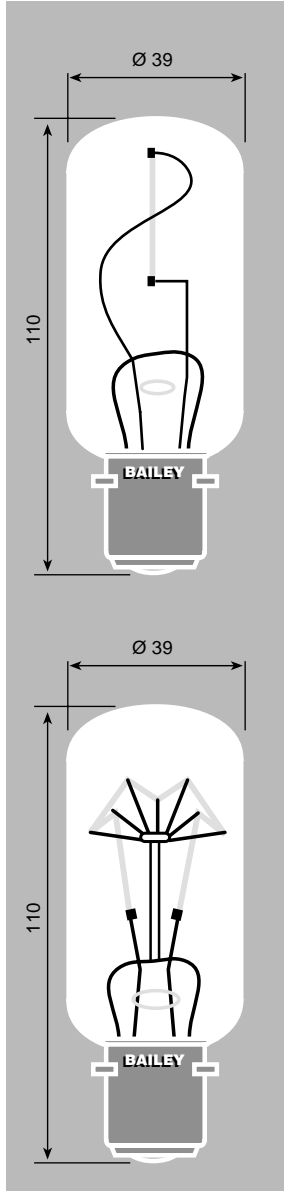


Other Specifications on request.

Navigation lamps

P28s

T39x110



Volt	Watt	CD	Type number
------	------	----	-------------

24	40	50	VP 28.024.040
----	----	----	---------------

Navigation lamps

P28s

T39x110

Volt	Watt	CD	Type number
------	------	----	-------------

48	65	50	VP 28.048.065
----	----	----	---------------

110	60	50	VP 28.110.060
-----	----	----	---------------

220	65	50	VP 28.220.065
-----	----	----	---------------


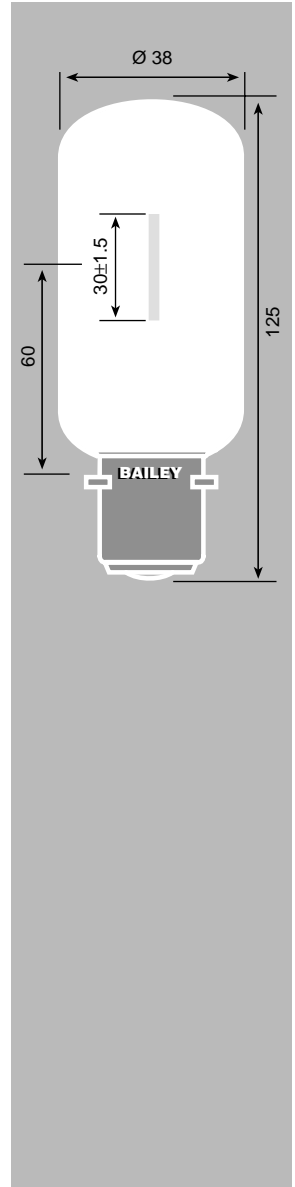
Other specifications on request.

Navigation lamps

P28s

T38x125

Volt	Watt	Type number
120	40	VP 28.120.040
120	60	VP 28.120.060

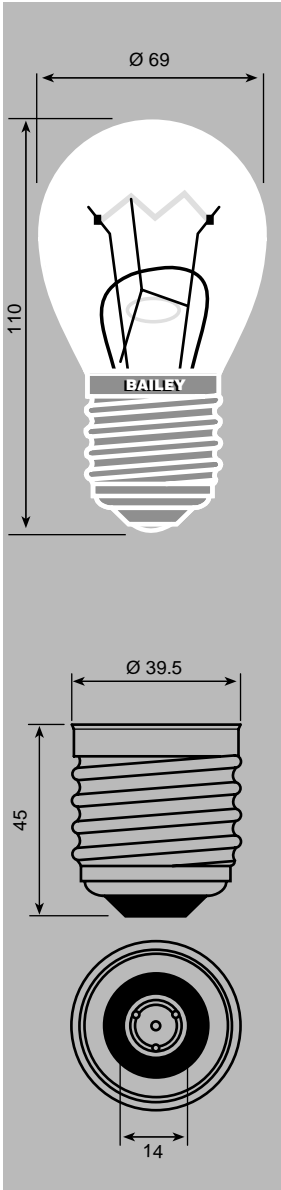
A large, light gray outline of a navigation lamp is centered on the page. The lamp has a rounded top, a central filament structure, and the letters 'BE&E' printed vertically on its body. The background behind the lamp consists of horizontal green stripes.

Other specifications on request.

Navigation Lamps

E40

69x110 Clear



Volt	Watt	Type number
110	50/50	VE 40.110.5050
220	50/50	VE 40.220.5050

A large, stylized graphic of the navigation lamp, showing the glass globe and the base with the BE&E logo. The graphic is set against a background of horizontal green stripes.

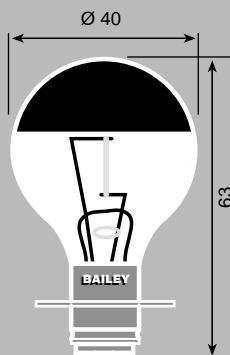

Other specifications on request.

Navigation lamps

P30d Aldis type

G40x63 Black top

Volt	Watt	Type number
11	60	VA 30.011.060
24	60	VA 30.024.060



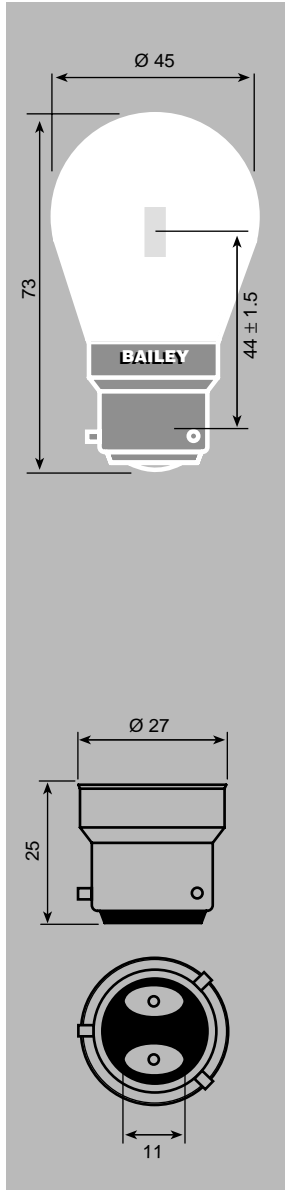
Other specifications on request.



Navigation lamps

B22d-3

45x73 Life: 1.500 hours



Volt	Watt	Lumen	Type number
6	2/2	14	VB 230.60.02.002
6	5/5	45	VB 230.60.05.005
10,3	2/2	14	VB 231.00.02.002
10,3	5/5	37,5	VB 231.00.05.005
10,3	10/10	90	VB 231.00.10.010
10,3	20/20	230	VB 231.00.20.020
10,3	40/40	460	VB 231.00.40.040
10,3	60/60	690	VB 231.00.60.060
10,3	100/100	1400	VB 231.01.00.100

Other specifications on request.

Boat Lamps

Ba15d



G35x58 Black top

Volt	Watt	Type number
------	------	-------------

24

35

VB 137.03W05

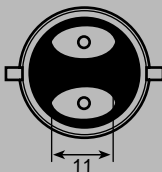
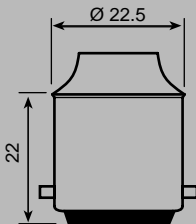
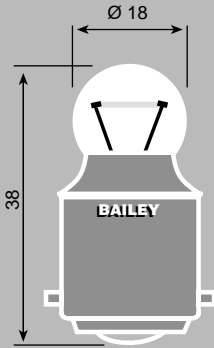


Other specifications on request.

Boat Lamps

Ba22d

G18x38 Shrunked




Volt	Watt	Type number
------	------	-------------

12	5	VB 22.012.005
----	---	---------------

24	5	VB 22.024.005
----	---	---------------

For other boat lamps see part G ball lamps



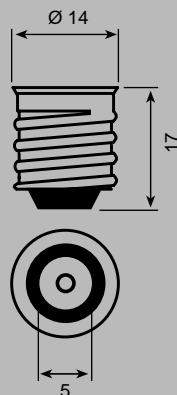
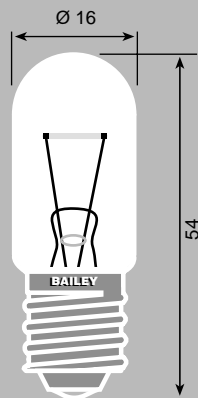

Other specifications on request.

Current indicator lamps

E14

T16x54

Volt	Amp. from to	Type number
1 - 3	0,06 - 0,10	VC 14.006.010
1 - 3	0,09 - 0,15	VC 14.009.015
1 - 3	0,13 - 0,22	VC 14.013.022
1 - 3	0,18 - 0,31	VC 14.018.031
1 - 3	0,28 - 0,45	VC 14.028.045
1 - 3	0,40 - 0,65	VC 14.040.065
1 - 3	0,58 - 0,95	VC 14.058.095
1 - 3	0,85 - 1,40	VC 14.085.140
1 - 3	1,25 - 2,00	VC 14.125.200
1 - 3	1,80 - 3,00	VC 14.180.300
1 - 3	2,70 - 4,50	VC 14.270.450




Other specifications on request.



Current indicator lamps

Ba15d

T16x54



Volt	Amp. from to	Type number
1 - 3	0,58 - 0,95	VC 15.058.095
1 - 3	0,85 - 1,40	VC 15.085.140
1 - 3	1,25 - 2,00	VC 15.125.200
1 - 3	4,00 - 6,50	VC 15.400.650

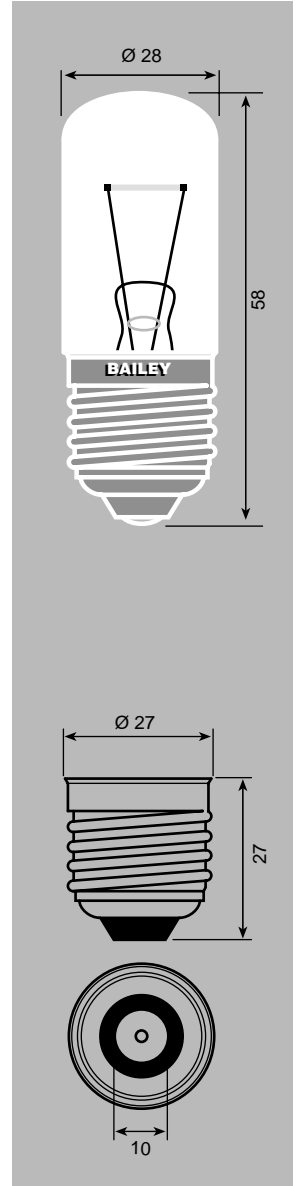
Other specifications on request.

Current indicator lamps

E27

T28x58

Volt	Amp. from to	Type number
1 - 3	0,06 - 0,10	VC 27.006.010
1 - 3	0,09 - 0,15	VC 27.009.015
1 - 3	0,13 - 0,22	VC 27.013.022
1 - 3	0,18 - 0,31	VC 27.018.031
1 - 3	0,28 - 0,45	VC 27.028.045
1 - 3	0,40 - 0,65	VC 27.040.065
1 - 3	0,58 - 0,95	VC 27.058.095
1 - 3	0,85 - 1,40	VC 27.085.140
1 - 3	1,25 - 2,00	VC 27.125.200
1 - 3	1,80 - 3,00	VC 27.180.300
1 - 3	2,70 - 4,50	VC 27.270.450
1 - 3	4,00 - 6,50	VC 27.400.650
1 - 3	5,80 - 10,00	VC 27.580.100

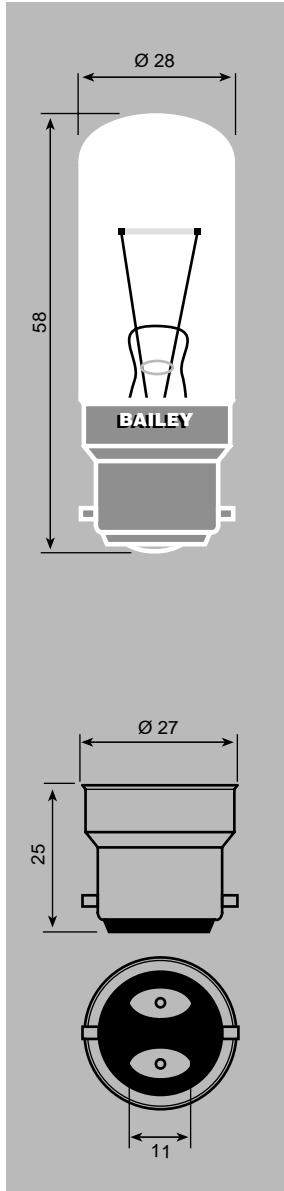


Other specifications on request.

Current indicator lamps

B22d

T28x58



Volt	Amp. from to	Type number
1 - 3	0,09 - 0,15	VC 22.009.015
1 - 3	0,13 - 0,22	VC 22.013.022
1 - 3	0,18 - 0,31	VC 22.018.031
1 - 3	0,28 - 0,45	VC 22.028.045
1 - 3	0,40 - 0,65	VC 22.040.065
1 - 3	0,58 - 0,95	VC 22.058.095
1 - 3	0,85 - 1,40	VC 22.085.140
1 - 3	1,25 - 2,00	VC 22.125.200
1 - 3	1,80 - 3,00	VC 22.180.300
1 - 3	2,70 - 4,50	VC 22.270.450
1 - 3	4,00 - 6,50	VC 22.400.650
1 - 3	5,80 - 10,00	VC 22.580.100



Other specifications on request.

Repeater lamps

E10 Sperry type

16x43

Volt	Watt	Colour	Type number
45	8	clear	VS 10.045.008
45	8	red	VS 10.045.008 R
70	8	clear	VS 10.070.008
70	8	red	VS 10.070.008 R

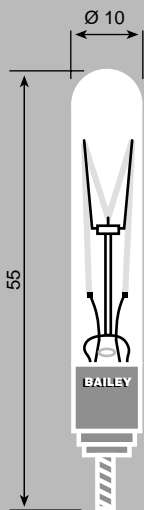
A large, light-colored outline of a light bulb is centered on the page. The outline shows the bulb's shape, including the base and the internal filament structure. The letters 'BE&E' are printed vertically on the front of the bulb's body.

Other specifications on request.

Compass lamps

M3,5 base

10x55 Sallog



Volt	Watt	Type number
60	7	VM 35.060.007



Other specifications on request.

Train lamps

Ba15s/17

35x56 Life: 1.000 hours

Volt	Watt	Lm/W	Type number
6	12		TRL-SL13S
12	12	10,4	TRL-SL16S





Other specifications on request.

Train lamps

Ba15d/17

35x56 Life: 1.000 hours



Volt	Watt	Lm/W	Type number
6	12		TRL-SL13D
12	12	10,4	TRL-SL16D

Other specifications on request.

Train lamps

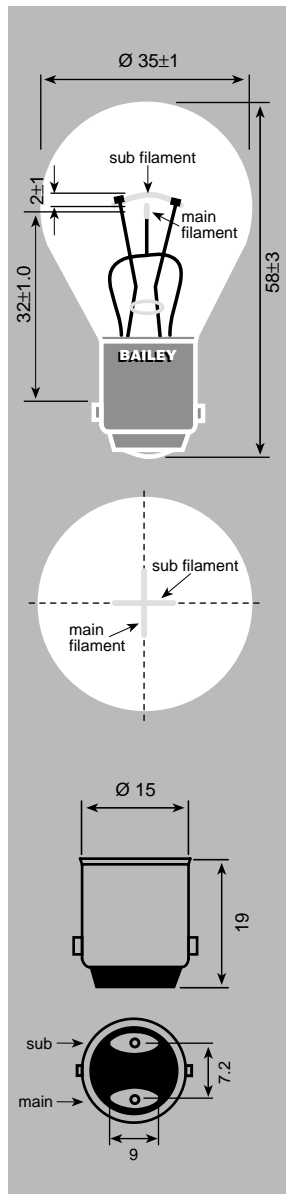

Ba15d/19

35x58 Double filament

Volt	Watt	Filament	Type number
------	------	----------	-------------

6	6/9	C-2R/C6	TRL-SL25
---	-----	---------	----------

12	12/16	C-2R/C6	TRL-SL32
----	-------	---------	----------



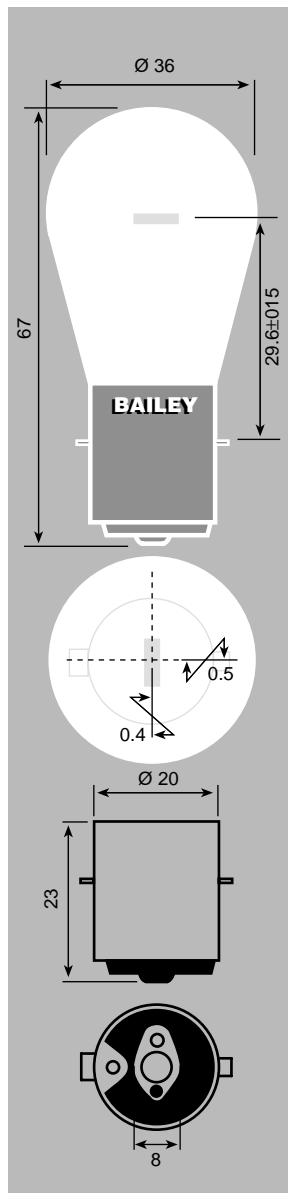
Other specifications on request.



Train lamps


Ba20s

36x67 Life: 600 hours



Volt	Watt	Lumen		Type number
------	------	-------	--	-------------

12	6	55	=1146=	TRL-1146
30	15	170	=1269=	TRL-1269

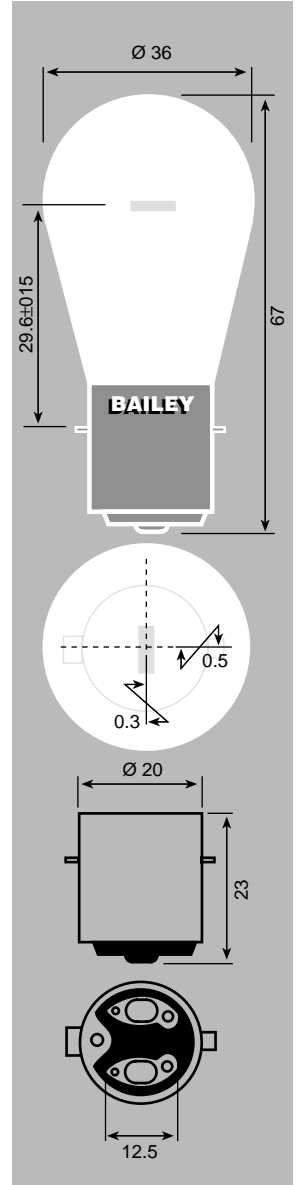



Other specifications on request.

Train lamps

Ba20d

36x67 Life: 600 hours



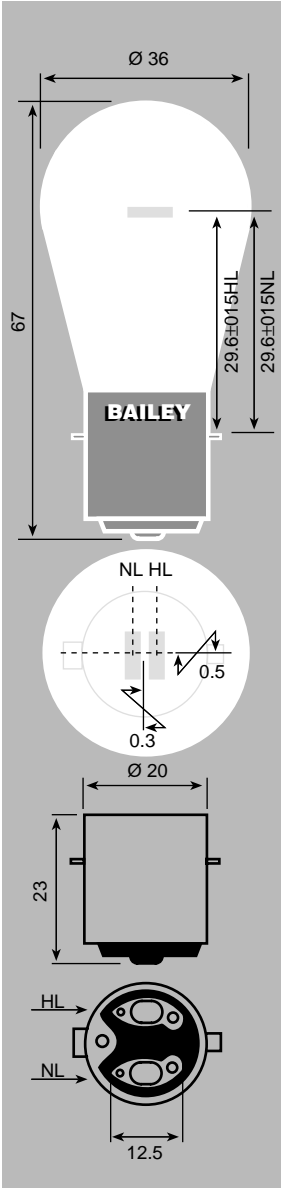
Other specifications on request.



Train lamps


Ba20d

36x67 Life: 600 hours double filament



Volt	Watt	Lumen	Type number
------	------	-------	-------------

12	10/10	137	=1810ü= TRL-1810
----	-------	-----	------------------



Other specifications on request.

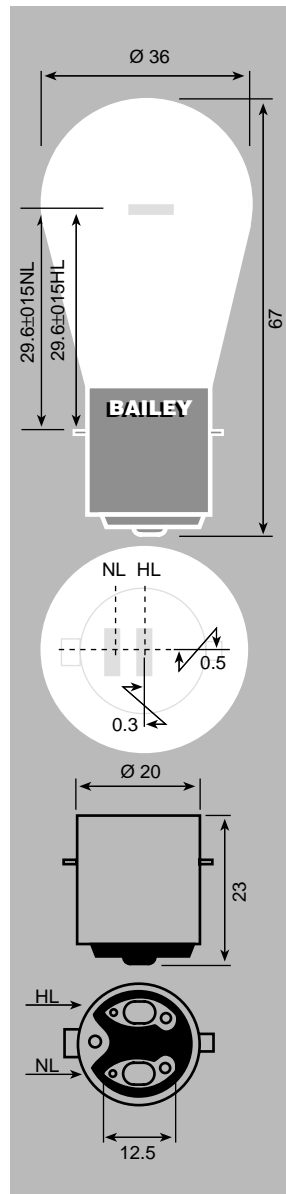

Train lamps

Ba20d

36x67 Life: 600 hours double filament

Volt	Watt	Lumen		Type number
------	------	-------	--	-------------

12	10/10	137	=1210ü=	TRL-1210
12	20/20	350	=1820ü=	TRL-1820
12	30/30	520	=1230ü=	TRL-1230
30	15/15	213	=3015ü=	TRL-3015



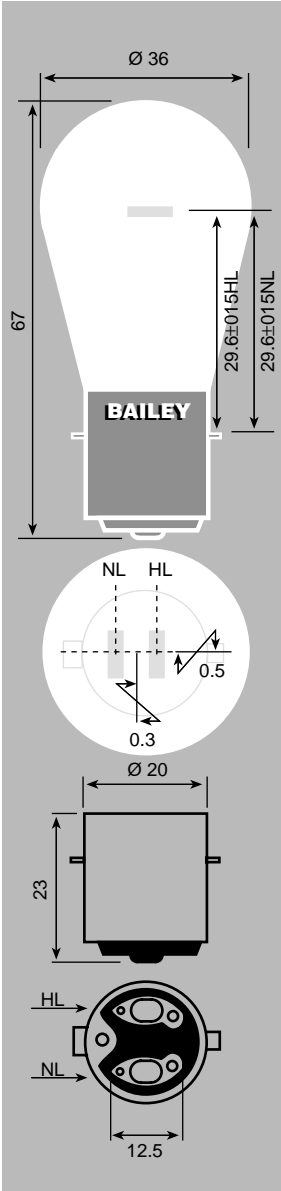
Other specifications on request.



Train lamps


Ba20d

36x67 Life: 600 hours double filament



Volt	Watt	Lumen		Type number
------	------	-------	--	-------------

20	7/7	55	=1200=	TRL-1200
50	25/25	240	=5025=	TRL-5025





Other specifications on request.

Train lamps

B22d/25x26-3

50x78

Volt	Watt	Filament	Type number
12	25	C-6/C-8	TRL-SL17
12	24		TRL-SL18
12	33	C-6/C-8	TRL-SL21
12	14	C-6/C-8	TRL-SL22
12	16/24	C-6/C-8	TRL-SL34
12	24/24	C-6/C-8	TRL-SL35
50	25/25	CC-6/CC-8	TRL-SL35.50
110	25	CC5A	TRL-SL33

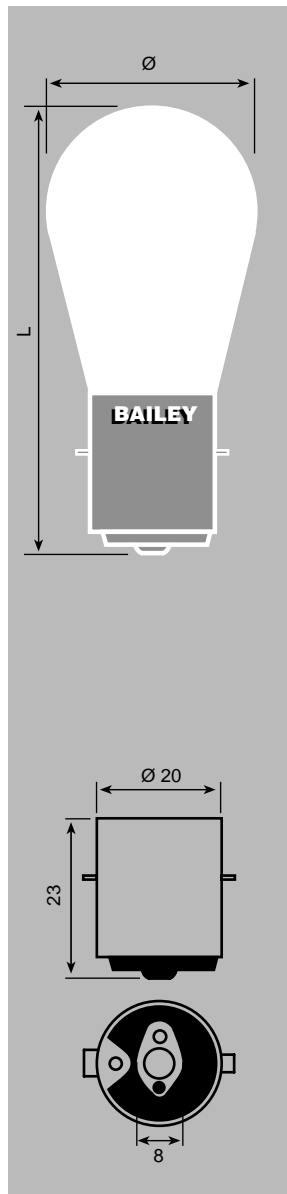


Other specifications on request.

Airfield lamps

Ba20s

Clear



Amp.	Watt	Dim.	Life	Type number
5,83	35	36x63	1000	AIR-6326V
6,0	36	EL40	39x69	AIR-J17
6,6	30	AF4/1	39x69	AIR-J11
6,6	45		39x69	AIR-J114
6,6	45		39x69	AIR-J115
8,33	100	EL41	50x76	AIR-J130

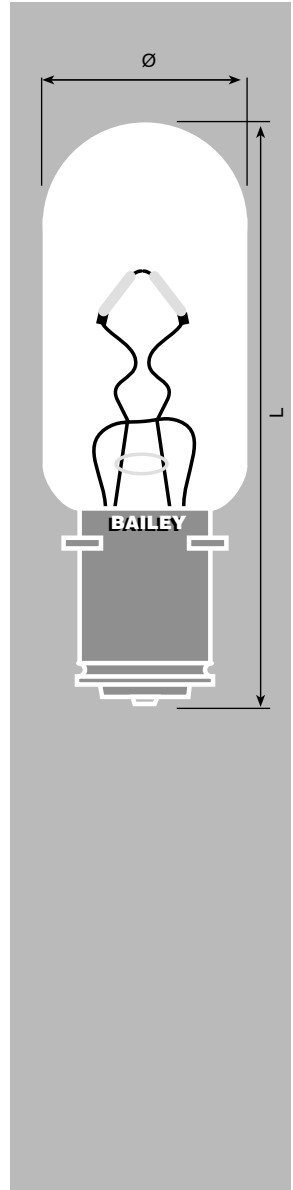

Other specifications on request.

Airfield lamps

P28s

Clear

Amp.	Watt	Dim.	Life	Type number	
6,6	30	7669C	33x98	400	AIR-J13
6,6	45	7654C	33x103	400	AIR-J113
6,6	100	7668C	33x98	1000	AIR-J123
6,6	100		38x98	400	AIR-J124
6,6	200	EL55	33x130	600	AIR-J142
6,6	210	6936C	38x146	300	AIR-J145
8,33	200	EL39	33x130	1000	AIR-J150



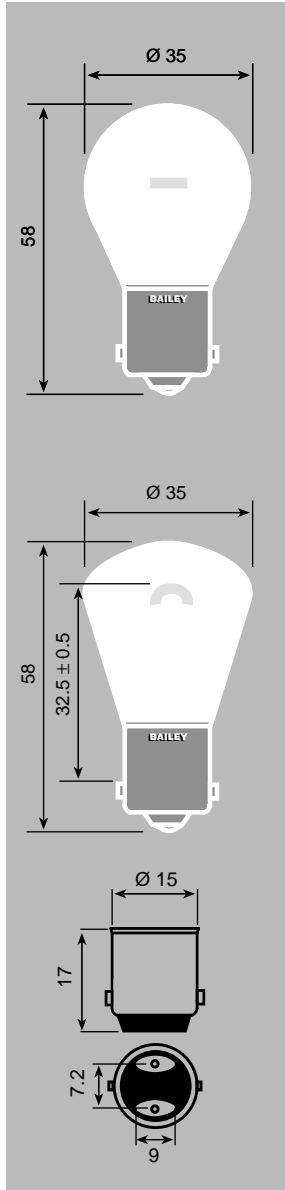
Other specifications on request.



Airfield lamps

Ba15d

35x58 Clear



Volt	Amp.	Watt	Life	Type number
------	------	------	------	-------------

6		35	100	J1/6	AIR Y16
	8	48	50	EL48	AIR-J116

Airfield lamps

Ba15d

35x58 Clear

Volt	Watt	Life	Type number
------	------	------	-------------

6	45	100	AIR-15D0645
---	----	-----	-------------

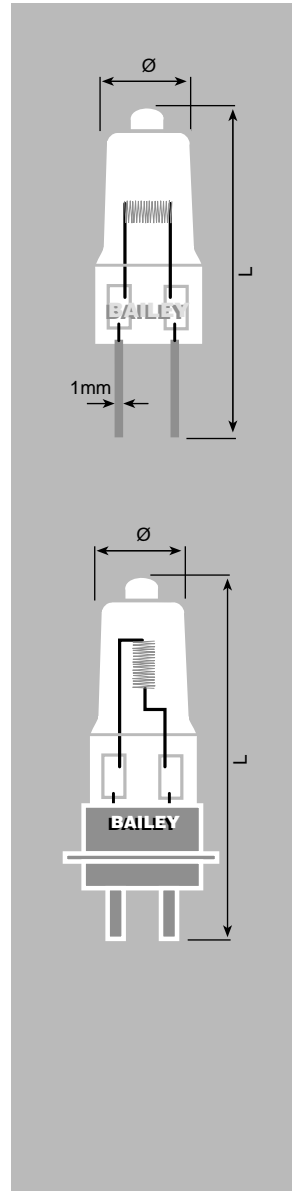
Other specifications on request.

Airfield halogen lamps

G6,35

Life: 600 hours clear

Amp.	Watt	Dim.	Type number
6,6	45	12x35	AIR-J19
6,6	200	5979 13x47	AIR-J39
6,6	45	5981	AIR-J157
6,6	100	5980 13x47	AIR-J158
6	36	11x47	AIR-J159
6	36	6287 11x42	AIR-J162
8,33	100	64347	AIR-J166
8,33	200	64387 13,5x47	AIR-J165



Airfield halogen lamps

Pg16x20/6,35

Life: 600 hours clear

Amp.	Watt	Dim.	Type number
6,6	45	12x50	AIR-J110
6,6	100	6281 12x58	AIR-J121
6,6	200	6283 12x58	AIR-J137

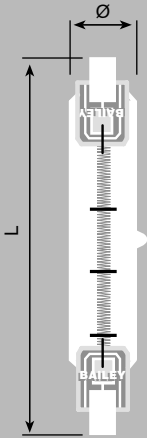
Other specifications on request.



Airfield halogen lamps


R7s

Life: 1.000 hours



Amp.	Watt		Dim.	Type number
------	------	--	------	-------------

6,6	45	64315	9x47,5	AIR-J178
6,6	100	64340	12x60	AIR-J182
6,6	200	64380	14x60	AIR-J140
8,33	200	64379	14x60	AIR-J151



Other specifications on request.

Airfield halogen lamps

PK30d

Life: 1.000 hours

Amp.	Watt	Dim.	LCL	Type number
------	------	------	-----	-------------

6,6	45	64316	13,5x58	20	AIR-64316
6,6	45	64317	13,5x58	16	AIR-J176
6,6	100	64342	13,5x58	20	AIR-J180
6,6	200	64382	13,5x64	20	AIR-J184

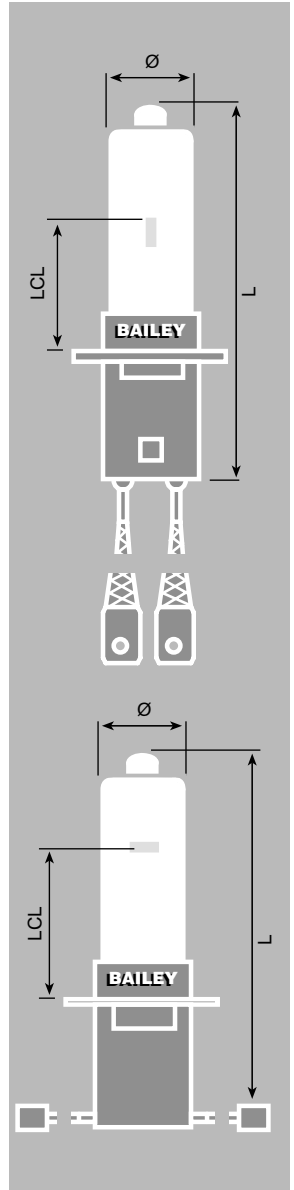
Airfield halogen lamps

PKX30d

Life: 1.000 hours

Amp.	Watt	Dim.	LCL	Type number
------	------	------	-----	-------------

6,6	45	64318	13,5x56	16	AIR-J177
6,6	45	64319	13,5x60	20	AIR-64319
6,7	65	64328	13,5x53	20	AIR-64328
6,6	100	64341	13,5x55	20	AIR-J179
6,6	150	64361	13,5x58	20	AIR-J183

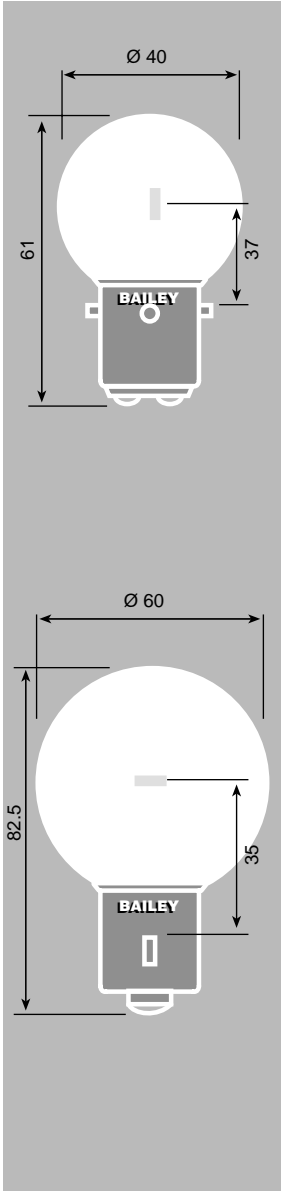


Other specifications on request.

Airfield lamps


Ba21d-3

40x61 Life: 1.000 hours



Volt	Watt	Lumen	LCL	Type number
------	------	-------	-----	-------------

12	80	1700	37	AIR-21D1280
----	----	------	----	--------------------



Airfield lamps

B24s

60x82.5 Life: 200 hours

Volt	Amp.	Watt	LCL	Type number
------	------	------	-----	-------------

	6,6	200	35	AIR-24S66200
24		200	35	AIR-24S24200





Other specifications on request.

Airfield halogen lamps

Dichroic lamps

With leads life: 1.500 hours

Amp.	Watt	Dim.	Type number
6,6	40	35x37	AIR-64333
6,6	45	50x46	AIR-64337

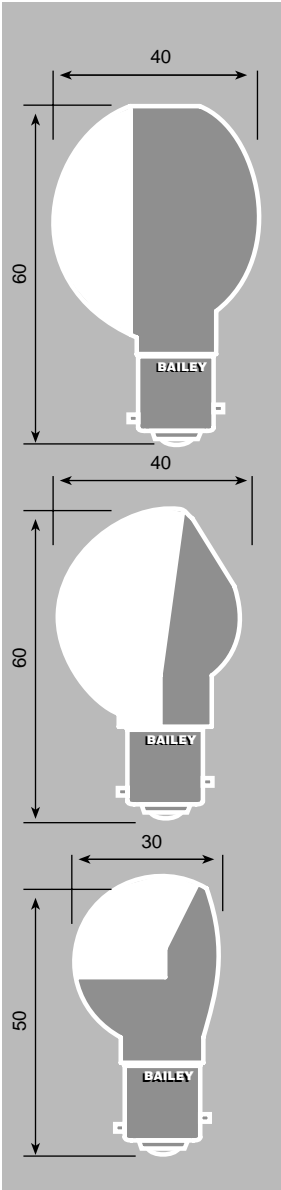


Other specifications on request.



Lamps for aircraft position lights

Bay15s



Volt	Watt	Life	Type number	
6,2	40	16870	150	AIR-832.270
6,2	40	626	150	AIR-832.271
28	40	A17079B-24	150	AIR-832.260
28	40	A14174-24	150	AIR-832.261
28	21	1524	300	AIR-832.264

Other specifications on request.

Aircraft halogen lamps

T3 axial

9.5x54.6 Special base

Volt	Watt	Life	Type number
------	------	------	-------------

10	100	2000	AIR-1978X
----	-----	------	------------------



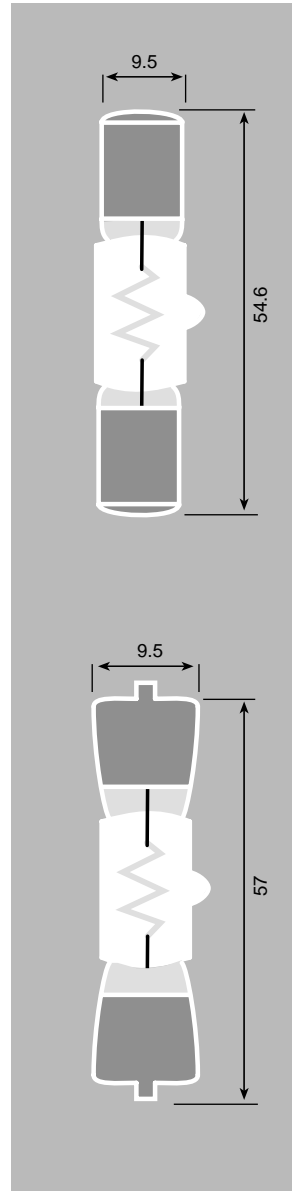
Aircraft halogen lamps

T3 axial

9.5x57 Special sleeve

Volt	Watt	MSCP	Life	Type number
------	------	------	------	-------------

28	100	140	1000	AIR-1970X
28	100	150	1000	AIR-1970
28	150	210	1000	AIR-1967




Other specifications on request.


Traffic signal lamps

E27 krypton

G45x68 Life: 8.000 hours clear



Volt	Watt	Type number
130	25	KKE 775.130.025
130	40	KKE 775.130.040
240	25	KKE 775.240.025
240	40	KKE 775.240.040




Other specifications on request.

Traffic signal lamps

B22d krypton

G45x68 Life: 8.000 hours clear

Volt	Watt	Type number
130	25	KKB 275.130.025
130	40	KKB 275.130.040
240	25	KKB 275.240.025
240	40	KKB 275.240.040




Other specifications on request.

Traffic signal lamps

E27 krypton

Life: 8.000 hours clear



Volt	Watt	Dim.	LCL	Type number
130	55	50x86	70,5	GK 27.130.055
130	70	50x86	70,5	GK 27.130.070
240	40	50x86	70,5	GK 27.240.040
240	55	50x86	70,5	GK 27.240.055
240	70	50x86	70,5	GK 27.240.070
240	100	60x93,5	75	GK 27.240.100*
240	75	62x91	69	GK 27.240.075*
240	150	65x110	90	GK 27.240.150
240	200	65x110	90	GK 27.240.200


Other specifications on request.

Traffic signal lamps

B22d krypton

Life: 8.000 hours clear

Volt	Watt	Dim.	LCL	Type number
130	55	50x86	70,5	GK 22.130.055
130	70	50x86	70,5	GK 22.130.070
240	55	50x86	70,5	GK 22.240.055
240	70	50x86	70,5	GK 22.240.070
240	100	60x93,5	75	GK 22.240.100
240	150	65x110	90	GK 22.240.150
240	200	65x110	90	GK 22.240.200

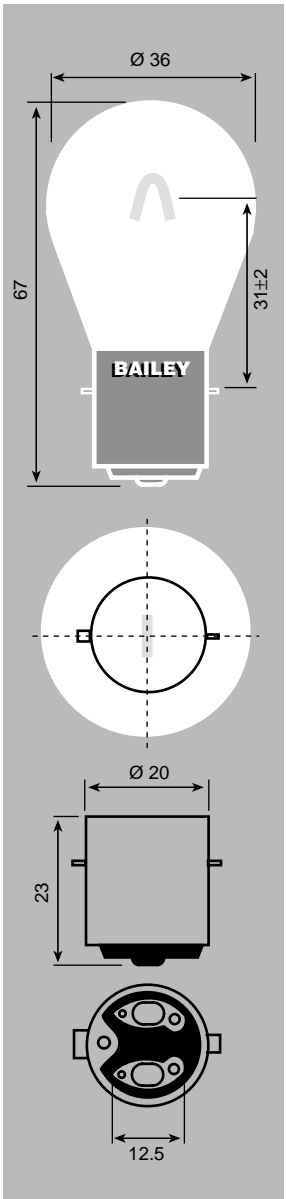


Other specifications on request.

Traffic signal lamps

Ba20d

36x67 Life: 8.000 hours



Volt	Watt	Type number	
40	25	SIG1455	TSL-1455
40	40	SIG1462	TSL-1462
40	60	SIG1470	TSL-1470

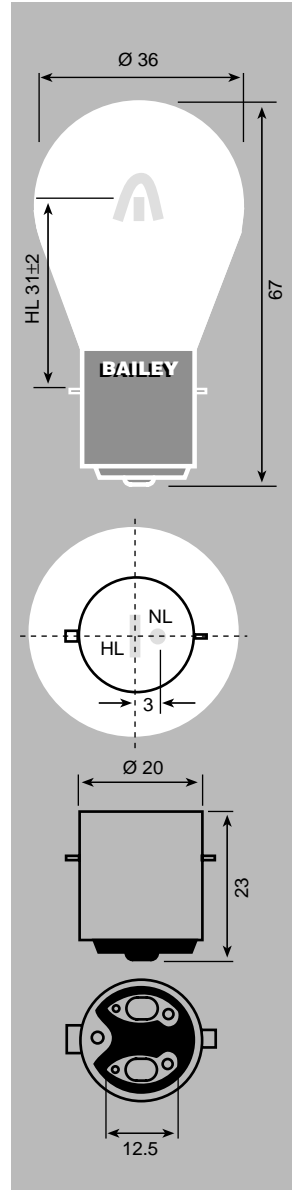
Other specifications on request.

Traffic signal lamps

Ba20d

36x67

Volt	Watt	Life	Type number	
24	60/60	650 lum.	600	TSL 20D 246060
40	25/25	SIG1456	8000	TSL-1456
40	40/40	SIG1463	8000	TSL-1463
40	60/60	SIG1471	8000	TSL-1471



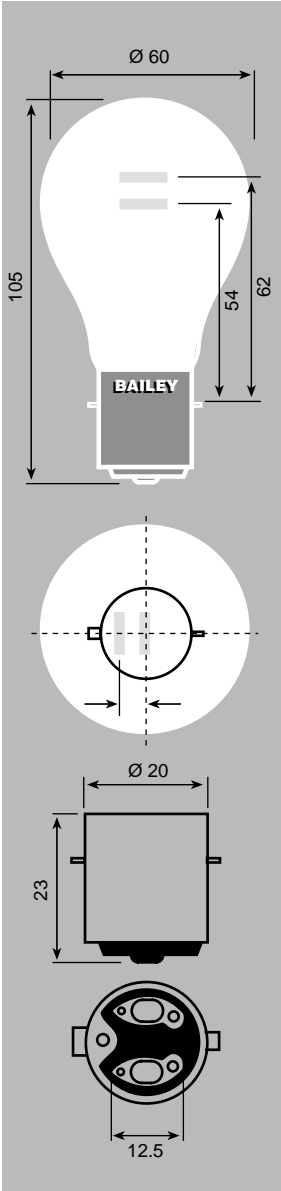
Other specifications on request.



Traffic signal lamps


Ba20d

60x105 Life: 2.000 hours



Volt	Watt	Lumen	Type number
------	------	-------	-------------

24	60/60	880	TSL 20D 246061
----	-------	-----	----------------

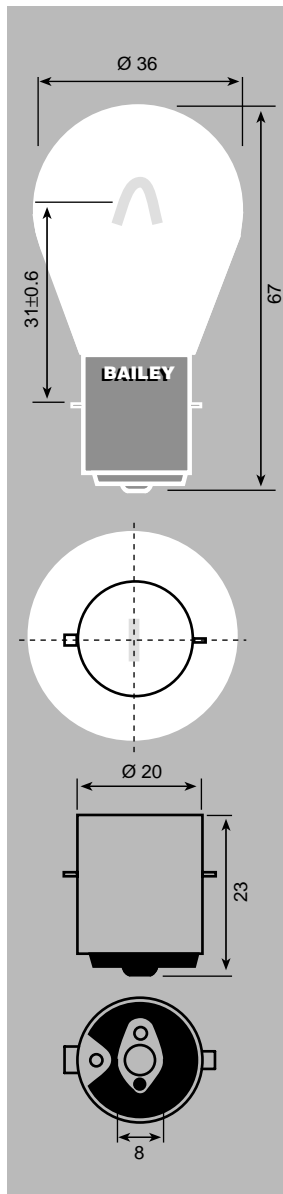



Other specifications on request.

Traffic signal lamps

Ba20s

36x67 Life: 15.000 hours

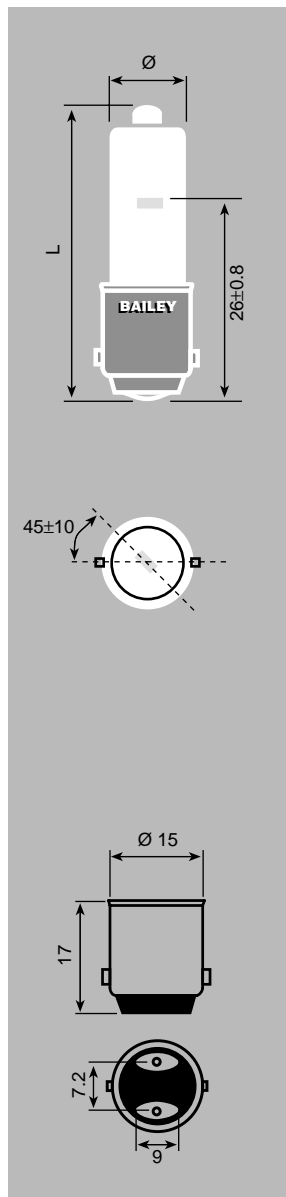


Other specifications on request.

Traffic halogen lamps


Ba15d

LCL 26



Volt	Watt	Dim.	Type number
------	------	------	-------------

10	16	9x47	HB 15.010.016
10	35	11,5x50	HB 15.010.035
10	50	11,5x50	HB 15.010.050



Other specifications on request.



Traffic lamps

Ba15d

38x38 Life: 2.000 hours aluminium reflector

Volt	Watt	Beam angle	Type number
------	------	------------	-------------

12	20	6°	PHI 64.33
12	20	22°	PHI 64.34
12	20	32°	PHI 64.35

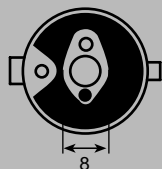
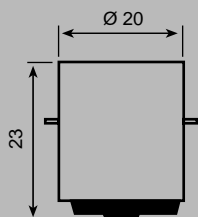
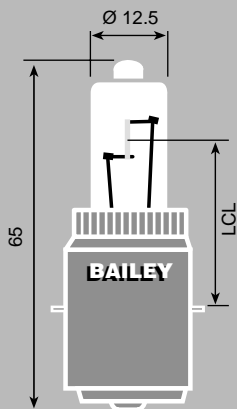


Other specifications on request.

Traffic halogen lamps

Ba20s

12.5x65 LCL 31,6




Volt	Watt	Type number
------	------	-------------

10,5
10,5

20
30

HBA20S 010.020
HBA20S 010.030



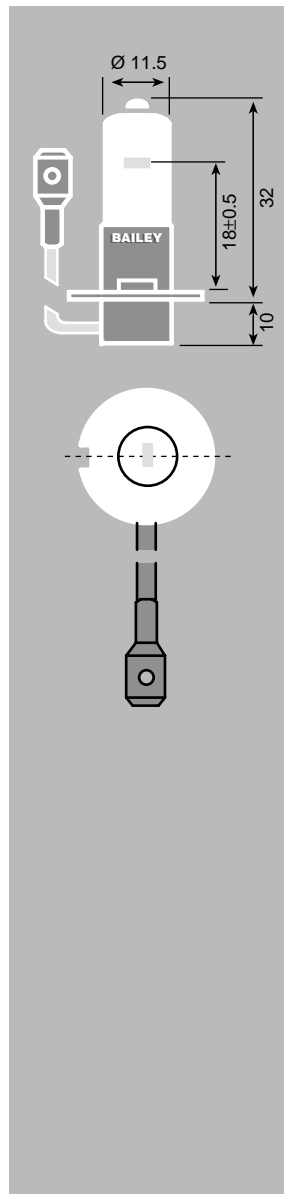

Other specifications on request.

Traffic halogen lamps

PKX22s

11.5x32 LCL18

Volt	Watt	Type number
10	35	HPKX22S 010.035
10	50	HPKX22S 010.050
42	65	HPKX22S 042.065



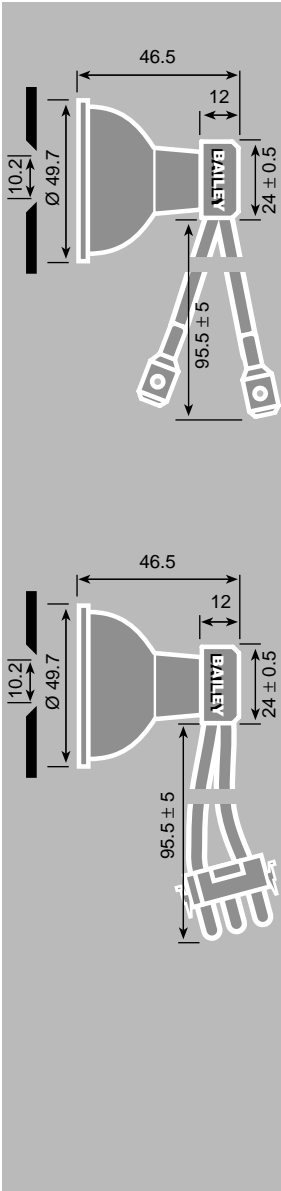
Other specifications on request.



Traffic halogen lamps

K23d

49.7x46.5 For matrix signal



Volt	Watt	Life	Type number
10	16	6000	HK23D 010.016
10	39	6000	HK23D 010.039
10	48	6000	HK23D 010.050 L
10	50	2000	HK23D 010.050
12	20	3000	HK23D 012.020
12	50	3000	HK23D 012.050
42	65	4000	HK23D 042.065

Traffic halogen lamps

KX23d

49.7x46.5 For matrix signal

Volt	Watt	Life	Type number
12	20	2000	HKX23D 012.020

Other specifications on request.